


# Surface Mount Thermistors

## NSLR Series

End-Banded NTC Thermistor

REACH 



### Description

The NSLR series surface-mount, end-banded chip thermistors are designed for use on hybrid substrates, integrated circuits, and printed circuit boards. They have a solder-coated metallization that is suitable for various contact techniques including wire bond, epoxy, or solder. Since these thermistors are manufactured using the most advanced equipment and technology available, their dimensional parameters are extremely uniform making them especially suitable for use with automatic handling and placement equipment. The NSLR series offers a highly reliable structure and exceptional accuracy. Options include non-standard resistance values and tolerances as well as tape and reel packaging. These thermistors are used in a variety of industrial applications.

### Features

- Surface-mountable
- Wide resistance range
- Highly reliable structure
- EIA size: 1206
- Rated to 125 °C operating temperature
- Small size
- Nickel barrier
- Extremely accurate values

### Benefits

- Efficient
- Cost-effective
- Small components/small footprint
- Simpler and faster operation for automated assembly
- Improved mechanical performance
- Design flexibility

### Applications

- Battery packs
- Automotive electronics
- Mobile communication devices
- Consumer electronics
- Household electronics
- Medical equipment
- Industrial electronics and automation

# Surface Mount Thermistors

## NSLR Series

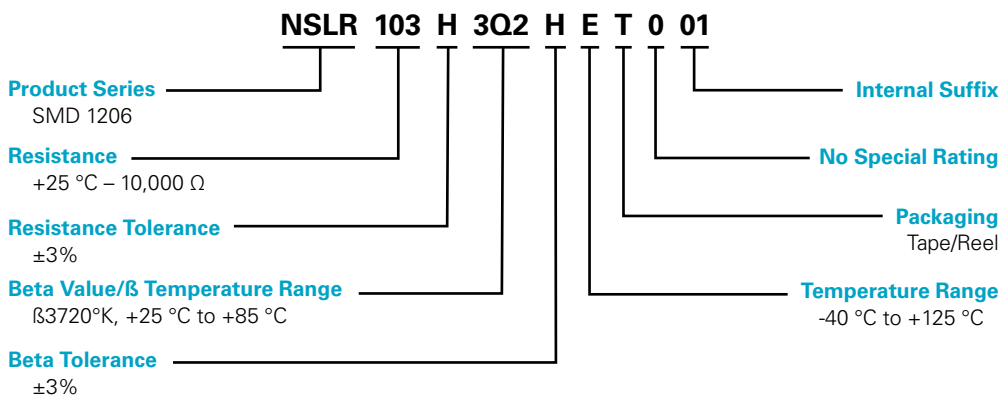
### Specifications

PART NUMBER	RESISTANCE IN OHMS AT 25 °C (Ω)	RESISTANCE TOLERANCE ± % @ 25 °C	BETA K 0-50 °C	OPERATING TEMPERATURE MAX °C	TEMPERATURE COEFFICIENT @ 25 °C	RESISTANCE-TEMPERATURE CURVE
NSLR103H3Q2HET001	10000	3	3575	125	-	G

### Certification & Compliance

<b>REACH</b>	Reach Regulation (EC) No. 1907/2006
<b>RoHS</b>	RoHS 2 Directive 2011/65/EU; Directive (EU) 2015/863

### Part Numbering System



### Ordering Information

CATALOG NUMBER	PACKAGING	QUANTITY
NSLR103H3Q2HET001	Tape/Reel	2500 pcs

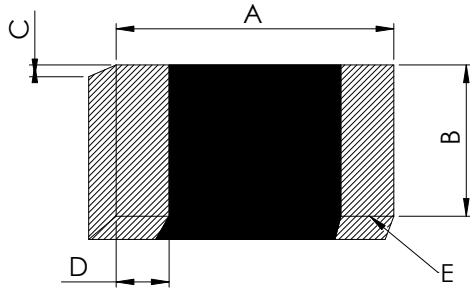
### Electrical Specifications

RESISTANCE (25 °C) Ω	RESISTANCE TOLERANCE, ±%	TEMP, COEFFICIENT (%/°C)	BETA (K)	TEMP RATING (°C)	POWER RATING (V)
1000 to 1000000	1 to 10	3.31 to 4.4	2000 ~ 5000	-55 ~ +150	300 ~ 400

# Surface Mount Thermistors

## NSLR Series

### Dimensions Inches (mm)



A	B	C	D	E
0.126" ± 0.012" (3.2004 ± 0.3048 mm)	0.063" ± 0.008" (1.6002 to 0.2032 mm)	0.059" Max (1.4986 Max)	0.022" ± 0.014" (2X) (0.5588 ± 0.3556 mm (2X))	Solder Plated Terminations Ends

**Disclaimer Notice** – Information furnished is believed to be accurate and reliable. However, users should independently evaluate the suitability of and test each product selected for their own applications. Littelfuse products are not designed for, and may not be used in, all applications. Read complete Disclaimer Notice at [www.littelfuse.com/product-disclaimer](http://www.littelfuse.com/product-disclaimer).