MIDI®, Clear MIDI®, One-Hole MIDI® Style

Bolt-down Fuse Rated 32V



Clear MIDI® Fuses
(clear nylon composite cover)

Specifications

Voltage Rating:	32 VDC
Interrupting Rating:	2000A @ 32 VDC
Recommended Environmental Temperature:	-40˚C to +125˚C
Terminals Material:	Tin plated Copper
Black Housing Material:	PA66-GF25 (U.L. 94 Flammability rating – V0)
Clear Housing Material:	PA6/66 (U.L. 94 Flammability rating – HB)
Mounting Torque M5:	4.5 Nm +/- 1Nm
Mounting Torque M6:	6.0 Nm +/- 1Nm
Refers To:	ISO 8820-5:2015
Complies with:	Standard UL 248-1 as a Special Purpose Fuses in UL file E71611 (40-100A) and Directive 2011/65/EU

Applications

- Cars
- Trucks
- SUVs
- Offroad vehicles
- Buses
- Watercraft as approved by Littelfuse®

Description

Space-saving MIDI® fuses protect high-current wiring harnesses. The bolt-down automotive fuses employ diffusion pill technology to offer time-delay characteristics. Use MIDI fuses with ratings of 150 A to 200 A only for short circuit protection.

Features & Benefits

- Color-coded ampere labels aid identification
- Clear tops make it easy to see when fuse blows
- Available with one or two mounting holes
- Compact design and light weight enable greater circuit protection in less space

Ordering Information

Part Number	Current Rating (A)	Housing Color	Bolt Size	Bolt Qty.	Package Size
0498xxx.M	30–200	Black	M5	2	1000
0498xxx.H	30–200	Black	M5	2	100
0498xxx.MXM6	30–200	Black	M6	2	1000
0498xxx.MX1M5	30–200	Black	M5	1	1000
0498xxx.MX1M6	30–200	Black	M6	1	1000
0498xxx.MXT	30–200	Clear	M5	2	1000
0498xxx.MXTM6	30–200	Clear	M6	2	1000

Note: Materials manufactured in Asia are produced with the same specifications as materials manufactured in North America and meets the same test requirements. Multiple production locations are for capacity expanison only.

©2023 Littelfuse, Inc.
Specifications are subject to change without notice.
Revised: 09/13/2023

MIDI®, Clear MIDI®, One-Hole MIDI® Style

Bolt-down Fuse Rated 32V

Ratings

Part Number	Current Rating (A)	Color Code	Test Cable size (mm2)	Typ. Voltage Drop (mV)	Typ. Cold Resistance (mΩ)	Typ. I^2t (A^2s)
0498030._[2]	30		2.5	65	2.06	4,200
0498040._	40		4	65	1.40	10,000
0498050._	50		6	65	1.02	13,000
0498060._	60		6	68	0.87	21,700
0498070._	70		10	70	0.72	24,000
0498080._	80		10	58	0.54	24,600
0498100._	100		16	60	0.46	51,300
0498125._[2]	125		25	71	0.39	73,200
0498150._[1,2]	150		25	49 [4]	0.32	81,900
0498175._[1,2,3]	175		25	53 [4]	0.29	100,000
0498200._[1,2]	200		25	51 [4]	0.26	125,000

Note 1: Short Circuit Protector only, Note 2: Not UL Recognized, Note 3: Color Coding deviating from ISO standard, Note 4: Measured at 75% Ir
The typical I^2t is an average value calculated from the breaking capacity tests by using the melting time before the arcing occurs.

Dimensions

Dimensions in mm for reference only.
See outline drawing for dimensions and tolerances.

MIDI 2 Holes M5/M6 versions

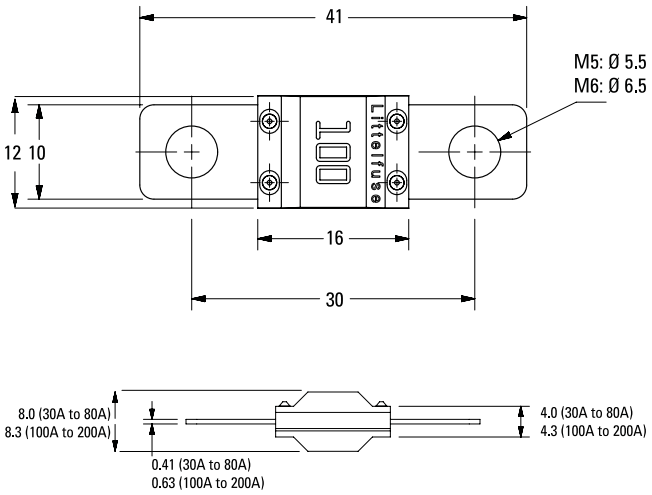

MIDI 1 Hole M5 versions

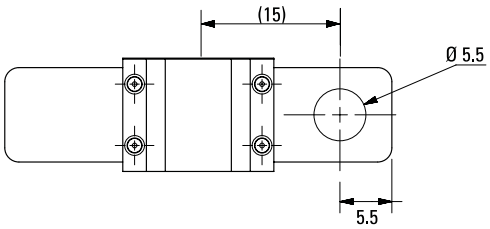

MIDI 1 Hole M6 versions

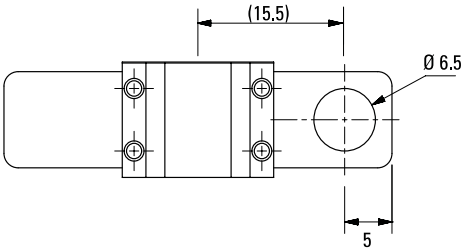

©2023 Littelfuse, Inc.
Specifications are subject to change without notice.
Revised: 09/13/2023

MIDI®, Clear MIDI®, One-Hole MIDI® Style

Bolt-down Fuse Rated 32V

Time-Current Characteristic Curves

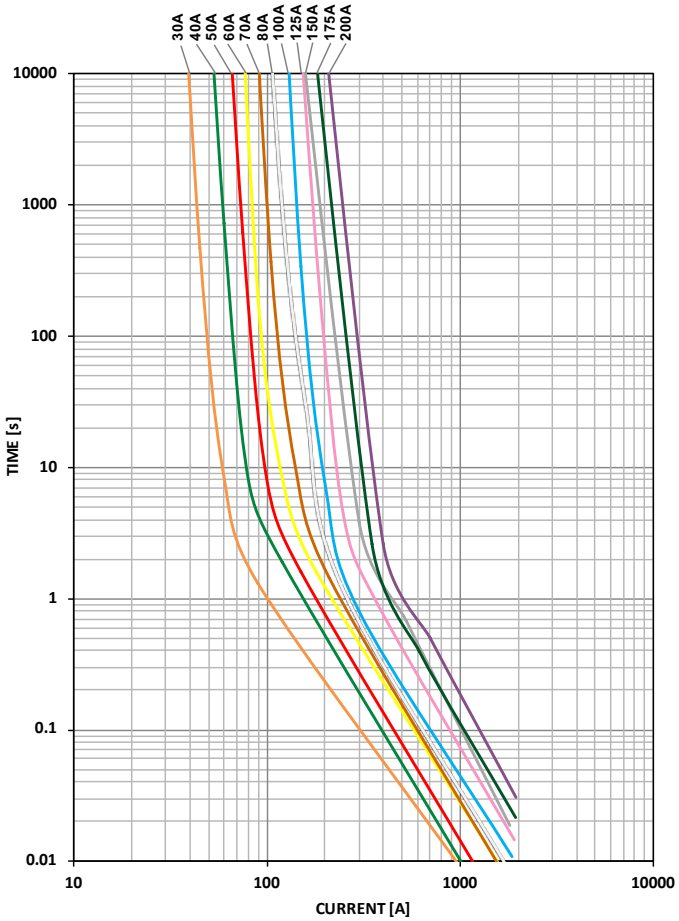

Time-Current Characteristics

% of Rating	Opening Time Min / Max (s)	
	30A-125A	150A-200A
75	– / –	360,000 / ∞
100	360,000 / ∞	– / –
110	14,400 / ∞	– / –
150	90 / 3,600	– / –
200	3 / 100	1 / 15
300	0.3 / 3	– / –
350	– / –	0.3 / 5
500	0.1 / 1	– / –
600	– / –	0.1 / 1

©2023 Littelfuse, Inc.
Specifications are subject to change without notice.
Revised: 09/13/2023

MIDI®, Clear MIDI®, One-Hole MIDI® Style

Bolt-down Fuse Rated 32V

Typical Derating of Fuse Melting Element

Temperature Security Margin is 20%
Wire Cross Section And Fixture Test Set Up Refer To ISO 8820-3
Please Contact Littelfuse® For Details Regarding Derating Test Set Up

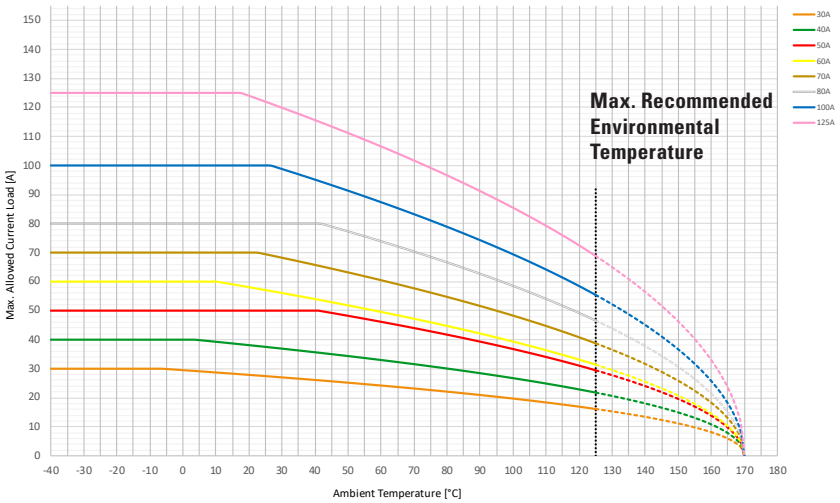

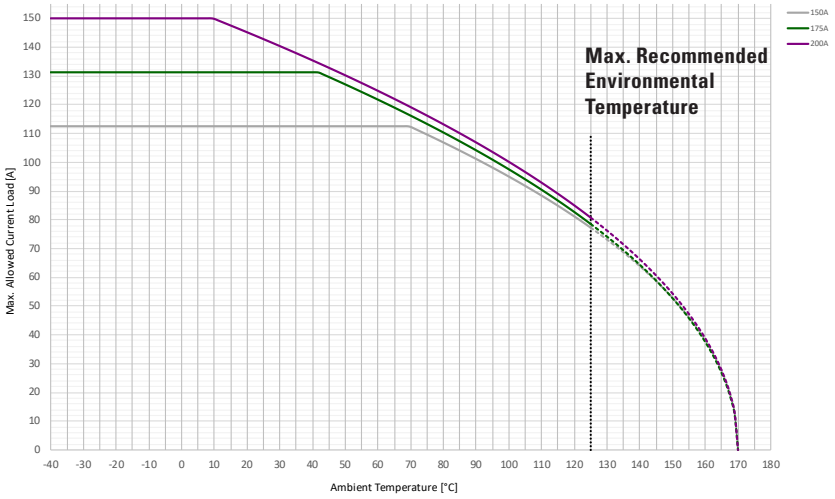

Derating curves may change depending on the final condition of the application (terminals characteristics, wire size etc..). Please ask Littelfuse® for more information.

Temperature Table

	max. allowed current load [A] at ambient temperature (typical derating)						
	-20°C	0°C	20°C	65°C	85°C	110°C	125°C
30A	30	30	28	24	22	18	16
40A	40	40	38	32	29	25	22
50A	50	50	50	45	41	34	29
60A	60	60	58	48	43	36	31
70A	70	70	70	59	53	45	39
80A	80	80	80	72	65	54	47
100A	100	100	100	85	77	64	55
125A	125	125	124	104	94	79	69
150A	113	113	113	113	104	88	77
175A	131	131	131	119	107	90	79
200A	150	150	145	122	110	93	81

Derating curves may change depending on the final condition of the application (terminals characteristics, wire size etc..). Please ask Littelfuse for more information.

©2023 Littelfuse, Inc.
Specifications are subject to change without notice.
Revised: 09/13/2023