

SL1010A Series



**Description**

The SL1010A Series Gas Discharge Tube (GDT) offers a compact, three-terminal, surface mount component that's just 5mm in diameter. It is rated for 10 hits ( $\pm 5$  repetitions) of a 5kA 8/20 $\mu$ s surge event with a low off-state capacitance of 1.5pF. Its low arc voltage parameter of 10V reduces thermal accumulation during long-term power fault events.

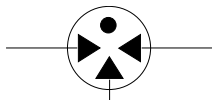
**Agency Approvals**

Agency	Agency File Number
	E128662

**Features**

- 5mm diameter size
- Low insertion loss
- Fast response time
- Single component balanced protector (T-grd & R-grd)
- High current rating
- Stable performance over lifetime
- Lead-free and RoHS compliant
- UL Recognized

**3 Electrode GDT Graphical Symbol**



**Applications**

- Data lines
- Broadband interfaces such as ADSL2/VDSL2
- xDSL equipment
- Satellite and CATV equipment
- General telecom equipment
- Industrial automation
- Home gateway

**Additional Information**



Datasheet



Resources



Samples

**Electrical Characteristics**

Part Number	Device Specifications (at 25°C)									
	DC Breakdown in Volts <sup>1,2,3</sup> (@100V/s)			Impulse Breakdown in Volts <sup>2,3</sup> (@100V/μs)	Impulse Breakdown In Volts <sup>2,3</sup> (@1kV/μs)	Insulation Resistance	Capacitance (@1MHz 0V Bias)	Arc Voltage (on state Voltage) @1Amp Min	Nominal Impulse Discharge Current (x10 @8/20μs)	Nominal Impulse Discharge Current (x1 @10/350μs)
	MIN	TYP	MAX	MAX		MIN	MAX			
SL1010A075	60	75	90	450	600	>1GΩ (at 50VDC)	<1.5 pF	~10 V	5kA	1kA
SL1010A090	72	90	108	550	700					
SL1010A170	136	170	204							
SL1010A230	184	230	276	580	750					
SL1010A350	280	350	420	850	1000					
SL1010A420	335	420	504	650	850					
SL1010A470	376	470	564	800	950					

**Notes:**

1. At delivery AQL 0.65 level II, DIN ISO 2859
2. In ionized mode, tested according to ITU-T Rec. K.12
3. Comparable to the silicon measurement Switching Voltage (Vs)
4. Total current through center electrode at 10kA, through side electrode respectively at 5kA

**Product Characteristics**

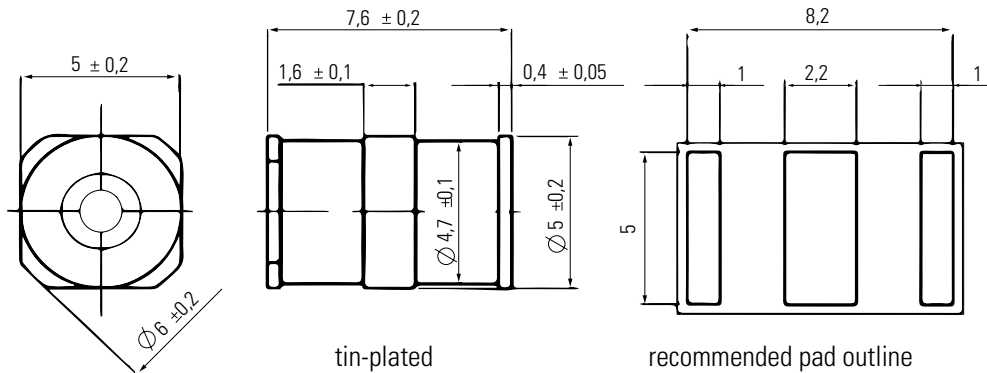
<b>Materials</b>	<b>Construction:</b> Ceramic Insulator
	<b>Device Finish:</b> Dull Tin-plated 17.5 +/- 12.5 microns
<b>Product Marking</b>	Littelfuse 'LF' Mark, voltage and date code

<b>Glow to Arc Transition Current</b>	~1 Amp
<b>Glow Voltage</b>	~60 Volts
<b>Storage and Operational Temperature</b>	-40 to +90°C

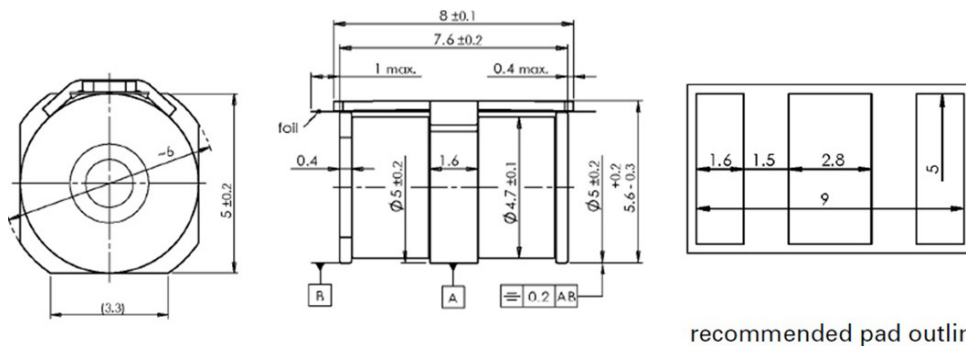
**Device Dimensions**

For SL1010A series:

Dimensions are in millimeters [and inches]

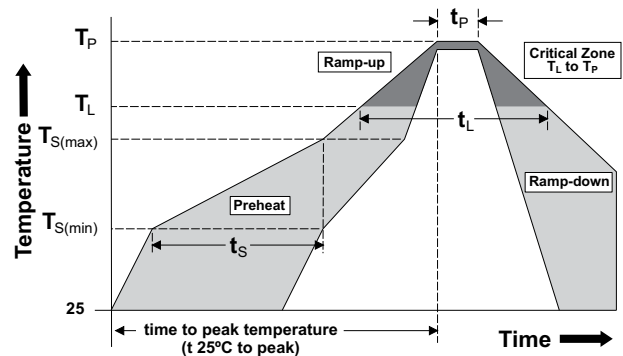


For SL1010A series failsafe version:



**Soldering Parameters - Reflow Soldering (Surface Mount Devices)**

<b>Reflow Condition</b>		Pb-free assembly
<b>Pre Heat</b>	- Temperature Min ( $T_{s(min)}$ )	150°C
	- Temperature Max ( $T_{s(max)}$ )	200°C
	- Time (Min to Max) ( $t_s$ )	60 – 180 seconds
<b>Average Ramp-up Rate (Liquidus Temp (<math>T_L</math>) to peak)</b>		3°C/second max.
<b><math>T_{s(max)}</math> to <math>T_L</math> - Ramp-up Rate</b>		5°C/second max.
<b>Reflow</b>	- Temperature ( $T_L$ ) (Liquidus)	217°C
	- Temperature ( $t_t$ )	60 – 150 seconds
<b>Peak Temperature (<math>T_p</math>)</b>		260 <sup>+0/-5</sup> °C
<b>Time within 5°C of Actual Peak Temperature (<math>t_p</math>)</b>		10 – 30 seconds
<b>Ramp-down Rate</b>		6°C/second max.
<b>Time 25°C to Peak Temperature (<math>T_p</math>)</b>		8 minutes max.
<b>Do not exceed</b>		260°C

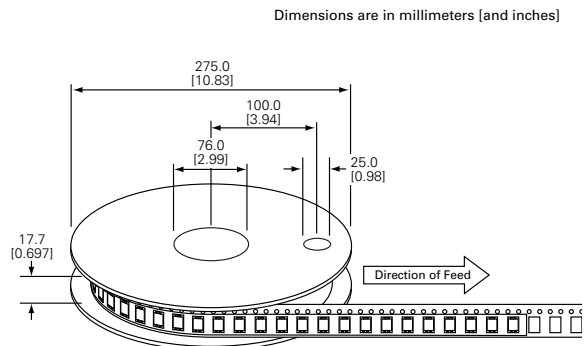
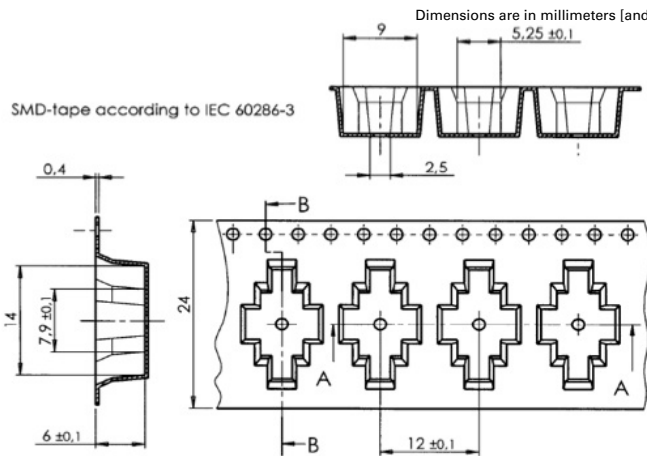


**Soldering Parameters - Hand Soldering**

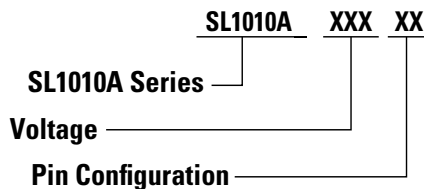
Solder Iron Temperature: 350° C +/- 5°C  
Heating Time: 5 seconds max.

**Packaging**

'SM' Type Surface Mount Items: Packaged tape and reel carrier, 900 pcs/reel (specifications below)



**Part Numbering System and Ordering Information**



- F = with Failsafe (Packed in carrier and tape, 900pcs/reel)
- SM = Surface Mount (Packed in carrier and tape, 900pcs/reel)
- SMF= Surface Mount with Failsafe (Packed in carrier and tape, 900pcs/reel)

**Disclaimer Notice** - Information furnished is believed to be accurate and reliable. However, users should independently evaluate the suitability of and test each product selected for their own applications. Littelfuse products are not designed for, and may not be used in, all applications. Read complete Disclaimer Notice at: [www.littelfuse.com/disclaimer-electronics](http://www.littelfuse.com/disclaimer-electronics).