

472 Series

PICO® II Time-Lag Fuse



Description

The 472 Series PICO® II, 125V rated Slo-Blo® Fuse is designed for applications that require moderate in-rush withstand and is in a space-saving subminiature package.

Features & Benefits

- Moderate in-rush withstand
- Small size
- Wide range of current ratings available (0.50A to 5A)
- RoHS compliant and Halogen-free
- Wide operating temperature range
- Low temperature derating

Additional Information



Resources



Accessories



Samples

Applications

- Flat-panel display TV
- Lighting
- Game Console
- Power Supply
- Audio/Video Equipment

Electrical Characteristics

% of Ampere Rating	Opening Time
100%	4 Hours, Min.
200%	120 Seconds, Max.

Agency Approvals

Agency	Agency File Number	Ampere Range
	E10480	0.50A - 5A
	NA	0.50A - 5A
	NA	0.50A - 5A

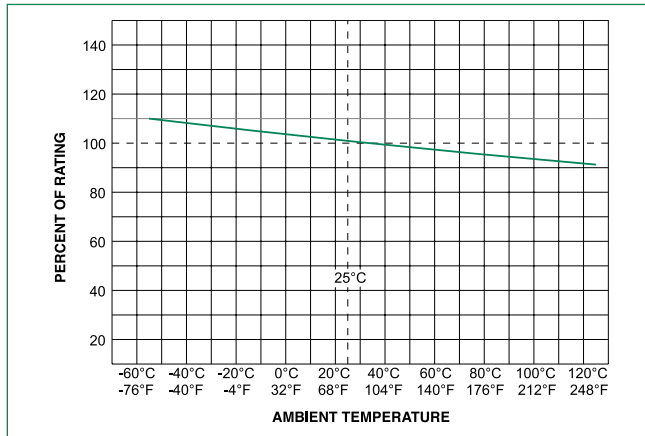
Electrical Characteristics

Ampere Rating (A)	Amp Code	Max Voltage Rating (V)	Interrupting Rating	Nominal Cold Resistance (Ohms)	Nominal Melting I ² t (A ² sec)	Agency Approvals		
.500	.500	125	50A@125VAC/DC	0.1745	0.1927	x	x	x
1.00	001.	125		0.0785	0.9384	x	x	x
1.50	01.5	125		0.0392	2.4081	x	x	x
2.00	002.	125		0.0271	4.2363	x	x	x
2.50	02.5	125		0.0209	7.0838	x	x	x
3.00	003.	125		0.0187	9.3600	x	x	x
5.00	005.	125		0.0084	45.9000	x	x	x

472 Series

PICO® II Time-Lag Fuse

Temperature Re-rating Curve



Note: Re-rating depicted in this curve is in addition to the standard derating of 25% for continuous operation.

Soldering Parameters

Recommended Process Parameters:

Wave Parameter	Lead-Free Recommendation
Preheat: (Depends on Flux Activation Temperature)	(Typical Industry Recommendation)
Temperature Minimum:	100°C
Temperature Maximum:	150°C
Preheat Time:	60-180 seconds
Solder Pot Temperature:	260°C Maximum
Solder Dwell Time:	2-5 seconds

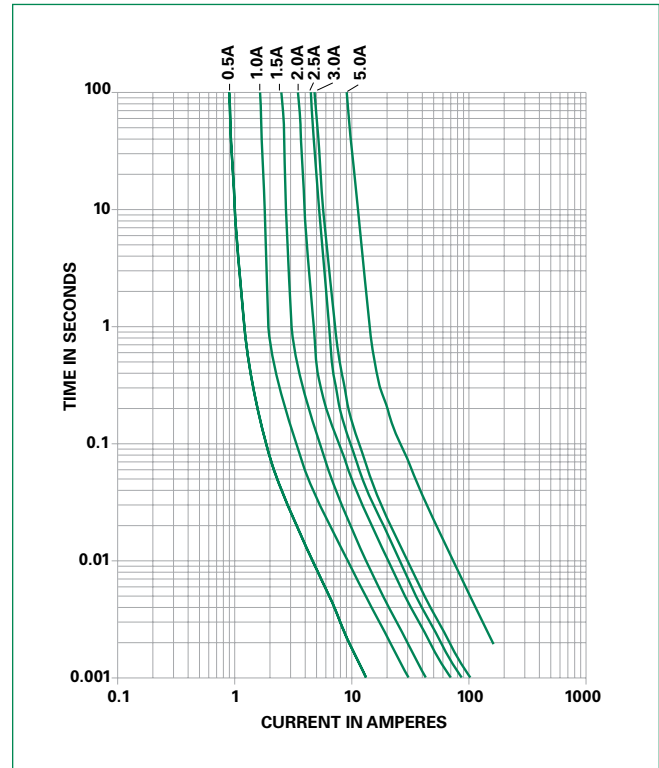
Recommended Hand-Solder Parameters:

Solder Iron Temperature: 350°C +/- 5°C

Heating Time: 5 seconds max.

Note: These devices are not recommended for IR or Convection Reflow process.

Average Time Current Curves



472 Series

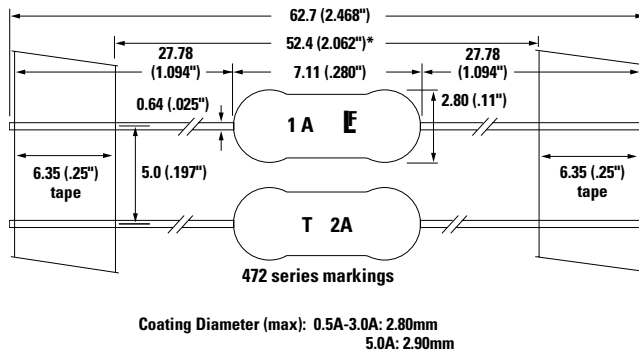
PICO® II Time-Lag Fuse

Product Characteristics

Material	Body: Ceramic Leads: Tin-coated Copper Encapsulated: Epoxy-Coated Body
Product Marking	Body: Brand Logo, Current Rating, T (time-lag fuse)
Solderability	MIL-STD-202, Method 208
Lead Pull Force	MIL-STD-202, Method 211, Test Condition A (will Withstand a 7lbs. Axial pull test)

Operating Temperature	–55°C to +125°C with proper de-rating
Thermal Shock	MIL-STD-202, Method 213, Test Condition I (100 G's peak for 6 milliseconds)
Vibration	MIL-STD-202, Method 201 (10-55 Hz); Method 204, Test Condition C (55-2000 Hz at 10 G's Peak)

Dimensions



Part Numbering System

	0472 xxxx N R T1 L
Series	
Current Rating	Refer to Amp Code column of Electrical Characteristics Table
Quantity	N = 5000 M = 1000
Type of Packaging	R = Reel A = Ammo Pack X = Loose Pack
Lead Length	T1: 52.4mm (2.062'')*
RoHS + HF	

Packaging

Packaging Option	Packaging Specification	Quantity	Quantity & Packaging Code
*T1: 52.4mm (2.062'') Tape and Reel	EIA 296		Refer to the tables in Part Numbering System above

Notes: *T1 dimension is defined as the length of the component between the two tapes. The full component length is 62.7mm (2.468'').