

Low Profile JCASE[®] Cartridge Fuses

Rated 58V

RoHS

Specifications



Voltage Rating:	58 V DC
Interrupting Rating:	1000A @ 58 V DC
Recommended Environmental Temperature:	-40 °C to +125 °C
Housing Material:	PPA-GF33 (U.L. 94 Flammability rating - HB)
Cover Material:	PSU (U.L. 94 Flammability rating - HB)
Net Weight per Fuse:	2.4 g ± 10%
Fuse Insertion Force:	53 N Max. (12 lb.)
Extraction Force:	9 N Min (2 lb.)
Complies with:	SAE 2741 and ISO 8820-4 except for the life test – LF specification is 100-hours at 100% of rated current

Description

The Low Profile JCASE[®] fuse has similar performance characteristics as the standard JCASE[®] fuse. The lower overall height reduction allows for more space and weight savings and also allows for a shorter male blade terminal, saving additional weight and material savings in fuse box designs.

Features & Benefits

- Color coding shows the amperage rating for each fuse
- Semitransparent cover makes it easier to see when fuse blows
- Compact design
- High-contrast amperage stamp on the top of the housing aids identification

Applications

- Cars & SUVs
- Trucks
- Offroad vehicles
- Buses
- Watercraft as approved by Littelfuse[®]







Ordering Information

Part Number	Rating	Package Size
0895xxx.Z	20-60	2000
0895xxx.U	20-60	500
0895xxx.T	20-60	10

Low Profile JCASE® Cartridge Fuses

Rated 58V

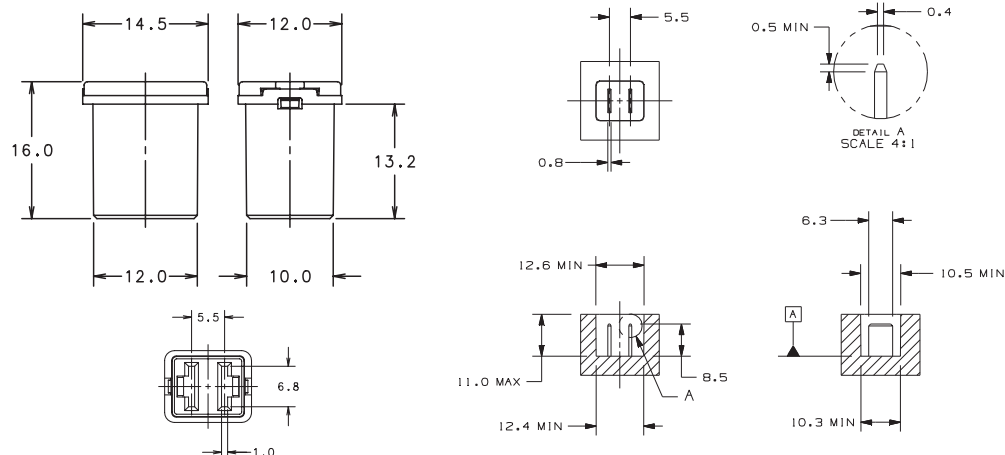
Ratings

Part Number	Current Rating (A)	Housing Material Color	Test Cable Size (mm ²)	Typ. Voltage Drop (mV)	Typ. Cold Resistance (mΩ)	Typ. I ² t (A ² s)
0895020_	20		4	104	4.48	400
0895025_	25		4	113	3.39	680
0895030_	30		4	107	2.68	1 800
0895040_	40		4	102	1.89	5 500
0895050_	50		6	96	1.08	4 900
0895060_	60		6	96	0.83	9 600

The typical I²t is an average value calculated from the breaking capacity tests by using the melting time before the arcing occurs.

Dimensions

Dimensions in mm for reference only.
See outline drawing for dimensions and tolerances.



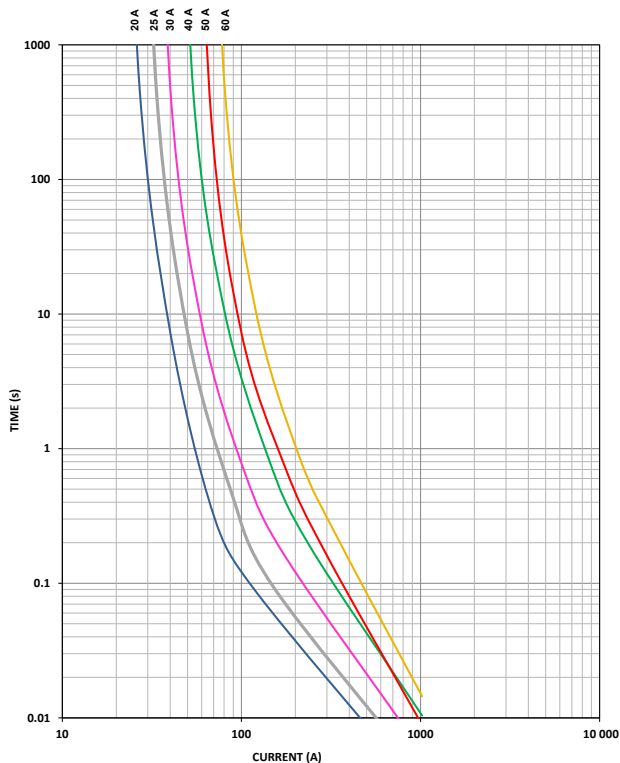
RECOMMENDED MATING CAVITY

(Please refer to the OL drawing for further details)

Low Profile JCASE[®] Cartridge Fuses

Rated 58V

Time-Current Characteristic Curves

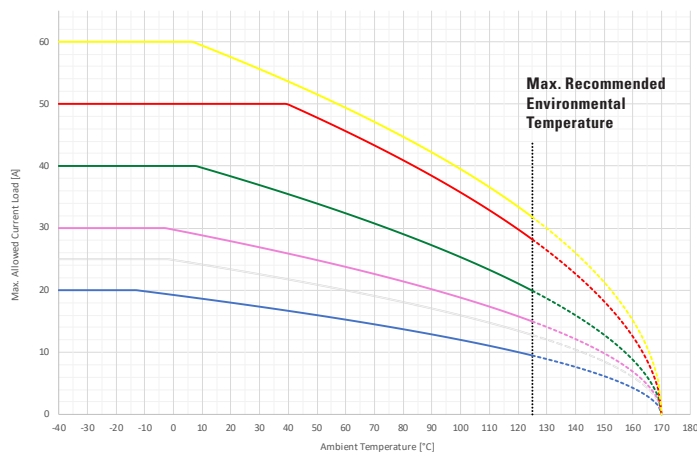


Time-Current Characteristics

% of Rating	Opening Time Min / Max (s)
100	360 000 / ∞
135	60 / 1 800
200	4 / 60
350	0.2 / 7
600	0.04 / 1

Typical Derating of Fuse Melting Element

Temperature Security Margin is 20%
 Wire Cross Section And Fixture Test Set Up Refer To ISO 8820-3
 Please Contact Littelfuse[®] For Details Regarding Derating Test Set Up



Derating curves may change depending on the final condition of the application (terminals characteristics, wire size etc.). Please ask Littelfuse for more information.

Temperature Table

	Max. allowed current load (A) at ambient temperature (typical derating)						
	-40 °C	0 °C	20 °C	65 °C	85 °C	110 °C	125 °C
20 A	20	19	18	15	13	11	9
25 A	25	25	23	20	18	15	13
30 A	30	30	28	23	21	17	15
40 A	40	40	38	32	28	23	20
50 A	50	50	50	44	40	33	28
60 A	60	60	58	48	43	37	32