

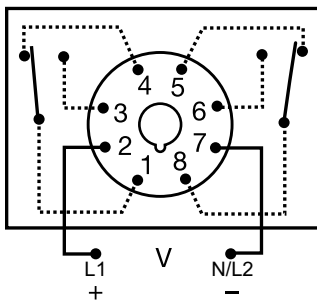
Time Delay Relays

DELAY-ON-MAKE

TDM / TDMH / TDML Series
Delay-on-Make Timer



Wiring Diagram



Relay contacts are isolated.

Ordering Information

MODEL	INPUT VOLTAGE	DELAY RANGE
TDM120AL	120 V ac	1–1023 s in 1 s increments
TDM12DL	12 V dc	1–1023 s in 1 s increments
TDM230AL	230 V ac	1–1023 s in 1 s increments
TDM24AL	24 V ac	1–1023 s in 1 s increments
TDM24DL	24 V dc/28 V dc	1–1023 s in 1 s increments
TDMH120AL	120 V ac	10–10230 s in 10 s increments
TDMH24AL	24 V ac	10–10230 s in 10 s increments
TDML110DL	110 V dc	0.1–102.3 s in 0.1 s increments
TDML120AL	120 V ac	0.1–102.3 s in 0.1 s increments
TDML12DL	12 V dc	0.1–102.3 s in 0.1 s increments
TDML24DL	24 V dc/28 V dc	0.1–102.3 s in 0.1 s increments

Description

The TDM/TDMH/TDML series is a delay-on-make timer that combines accurate digital circuitry with isolated, DPDT relay contacts in an industry standard 8-pin plug-in package. DIP switch adjustment allows precise selection of the time delay over the full time delay range. The TDM/TDMH/TDML series is the product of choice for custom control panel and OEM designers.

Operation (Delay-on-Make)

Upon application of input voltage, the time delay begins. The output is de-energized before and during the time delay. At the end of the time delay, the output relay energizes and remains energized until input voltage is removed.

Reset: Removing input voltage resets the time delay and output.

Features & Benefits

FEATURES	BENEFITS
Wide delay range (0.1 s to 2.8 h)	User selectable via DIP switches for fine tuning to individual applications.
Microcontroller based	Repeat Accuracy +/- 0.1 %
Dip switch adjustment	Provides first time setting accuracy of +/- 2 %
Setting accuracy +/- 2 %	Provides flexibility for use in most applications
LED indication	Provides visual indication of time delay status
Isolated 8 A, DPDT output contacts	Allows control of loads with independent voltage sources

Accessories



OT08PC 8-pin Octal Socket for UL listing*

8-pin 35 mm DIN-rail or surface mount. Rated at 10 A @ 600 V ac. Surface mounted with two #6 screws or snaps onto a 35 mm DIN rail.



P1011-6 Octal Socket for UL listing*

8-pin surface mount socket with binder head screw terminals. Rated 10 A @ 600 V ac.



C103PM (AL) DIN Rail

35 mm aluminum DIN rail available in a 36 in. (91.4 cm) length.

Time Delay Relays

DELAY-ON-MAKE

Specifications

Time Delay

Type Digital integrated circuitry
Range 0.1–102.3 s in 0.1 s increments
 1–1023 s in 1 s increments
 10–10,230 s in 10 s increments

Repeat Accuracy ±0.1 %
Setting Accuracy ±2 %
Reset Time ≤ 150 ms

Time Delay vs. Temperature & Voltage ±5 %
Indicator LED glows during timing; relay is de-energized

Input

Voltage 12, 24, or 110 V dc; 24, 120, or 230 V ac

Tolerance

12 V dc & 24 Vdc/ac -15 %–20 %

110 V ac/dc to 230 V ac -20 %–10 %

Ac Line Frequency 50/60 Hz

Power Consumption ≤ 3.25W

Output

Type Electromechanical relay

Form DPDT

Rating 8 A resistive @ 120/240 V ac;

1/3 hp @ 120/240 V ac

Mechanical - 1×10^7 ; Electrical - 1×10^6

Life

Protection

Polarity Dc units are reverse polarity protected

Isolation Voltage ≥ 1500 V RMS input to output

Mechanical

Mounting Plug-in socket

Dimensions **H** 44.45 mm (1.75"); **W** 60.33 mm (2.38");

D (with socket) 104.78 mm (4.13")

Termination

Octal 8-pin plug-in

Environmental

Operating/Storage Temperature -20 °C to 65 °C / -30 °C to 85 °C

Weight ≈ 4 oz (113 g)

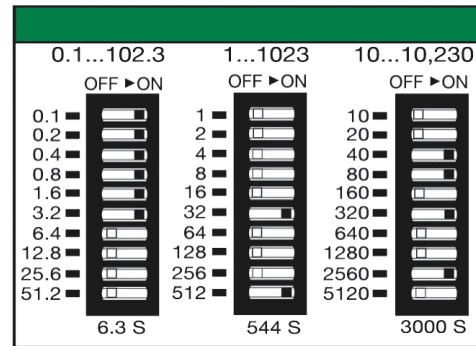
Safety Marks

UL (socket required)* UL 508 (E57310)

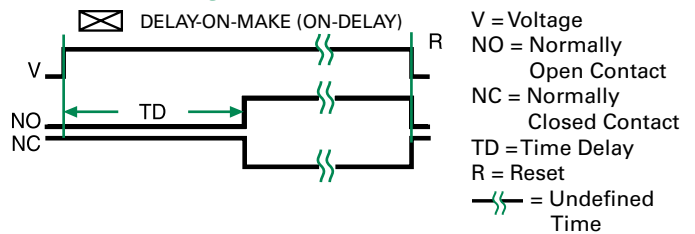
*UL Listed when used with Part Number OT08-PC or RB08-PC manufactured by Custom Connector Corp.

Note: Manufacturer's recommended screw terminal torque for the OT Series sockets is 12 in-lbs.

Binary Switch Operation



Function Diagram



Disclaimer Notice – Information furnished is believed to be accurate and reliable. However, users should independently evaluate the suitability of and test each product selected for their own applications. Littelfuse products are not designed for, and may not be used in, all applications. Read complete Disclaimer Notice at www.littelfuse.com/product-disclaimer.