

446/447 Series EBF Fuse Fast-Acting





Description

The 446 and 447 series are circuit-board mountable, flat profile, fast-acting fuses designed for protection of electronic ballasts and power inverter applications. The 446 series is designed with leads for surface mount applications, and the 447 series is designed with leads for through-hole applications.

These fuses are 100% lead-free and meet the requirements of the RoHS directive.

Note:
Tan version available

Agency Approvals

Agency	Agency File Number	Ampere Range
	E71611	2–10 A
	29862	2–10 A

Electrical Characteristics for Series

% of Ampere Rating	Opening Time
100%	4 hours, Minimum
200%	0.15 sec. Min.; 5 sec. Max.

Features

- RoHS compliant and 100% lead-free
- Ideal for use in electronic lighting ballast, power supply and power inverter applications
- Rated for use in 125, 250, 277, and 350 VAC circuits
- Based on the proven reliability of the automotive MINI[®] Fuse; available from 2 through 10 amperes
- Recognized to UL/CSA/ NMX 248-1
- Color code on housing CC version for easy amperage identification and application

Additional Information



Datasheet
446 Series



Resources
446 Series



Samples
446 Series



Datasheet
447 Series





Resources
447 Series



Samples
447 Series

Electrical Specifications by Item

Ampere Rating (A)	Amp Code	Max Voltage Rating (V)	Interrupting Rating	Nominal Cold Resistance (Ohms)	Nominal Melting I ² t (A ² sec)	Agency Approvals	
							
2.00	002.	350	100A @ 350VAC 50A @ 125VDC 450 @ 60VDC	0.0563	2.8	x	x
3.00	003.	350		0.0336	9.4	x	x
4.00	004.	350		0.0237	17	x	x
5.00	005.	350		0.0178	25	x	x
7.50	07.5	350		0.0110	68	x	x
10.0	010.	350		0.0073	93	x	x

Temperature Re-rating Curve



Note:
1. Re-rating depicted in this curve is in addition to the standard re-rating of 25% for continuous operation.

Soldering Parameters

446 Series:
Reflow Solder — 235 °C, 5 seconds maximum
No-clean process recommended.
Wave Solder — Not recommended
Non-plated terminal surfaces may not meet MIL-STD-202, Method 208

447 Series:
Contact Littelfuse for soldering parameters
Inside terminal face of each lead is non-plated zinc
Non-plated zinc terminal faces may not meet MIL-STD-202, method 208.
To ensure that the fuse is acceptable for the application, appropriate application testing should be performed

Dimensions

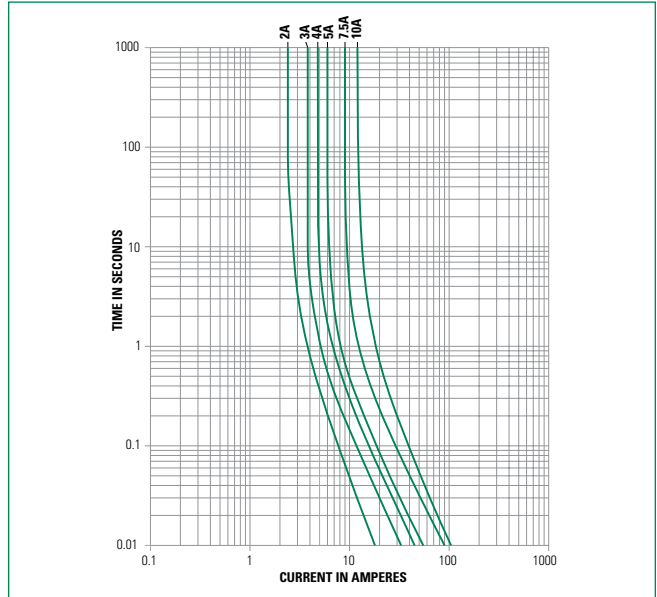


For 447 dimensions, please contact Littelfuse for specifications.

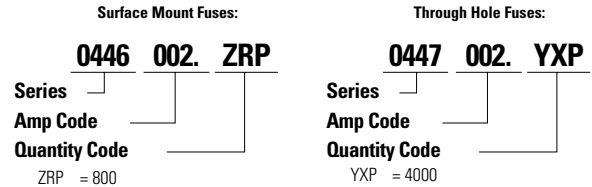
Product Characteristics

Materials	Body: Plastic Body – Terminations: Tin plated Zinc, Ni barrier
Cleaning	No-cleaning process recommended
Operating Temperature	-60 °C to 125 °C

Average Time Current Curves



Part Numbering System for Tan color



Packaging

Packaging Option	Packaging Specification	Quantity	Quantity & Packaging Code
446 Series			
24mm Tape and Reel	EIA RS-481-1 IEC 60286-3	800	ZRP
447 Series			
Bulk Pack	-	4000	YXP

Part Numbering System for Color Code

Surface Mount Fuses:
Change the suffix to ZCCRP

Through Hole Fuses:
Change the suffix to YCCP

Current Rating (Amp)	Housing Color
2	Gray
3	Violet
4	Pink
5	Tan
7.5	Brown
10	Red

Disclaimer Notice - Information furnished is believed to be accurate and reliable. However, users should independently evaluate the suitability of and test each product selected for their own applications. Littelfuse products are not designed for, and may not be used in, all applications. Read complete Disclaimer Notice at: www.littelfuse.com/disclaimer-electronics.