

58311-16	DPDT	OFF	ON 5-6	ON 2 & 3 5 & 6	BLACK	2,3,5&6	YES				
58311-15	SPDT	ON 2 & 1	OFF	M. ON 2 & 3	BLACK	1,2&3	YES				
58311-14	SPST	ON 2 & 1	NONE	M. OFF 2 & 1	BLACK	1&2	YES				
58311-13	DPDT	OFF	ON 5-6	MOM ON 2 & 3 5 & 6	BLACK	2 & 3 5 & 6	YES				
58311-12	DPST	ON 4 & 5 1 & 2	NONE	M.OFF 4 & 5 1 & 2	BLACK	1,2,4& 5	YES				
58311-11	DPDT	ON 1 & 2 4 & 5	OFF	ON 2 & 3 5 & 6	BLACK	1,2,4 & 5	YES				1 & 6 3 & 4
58311-10	SPDT	ON 1 & 2	NONE	MOM ON 2&3	BLACK	1,2 & 3	YES				
58311-09	DPDT	MOM ON 1 & 2, 5 & 4	OFF	MOM ON 2 & 3 5 & 6	BLACK	1,2,3,4,5 & 6	YES				
58311-08	DPDT	ON 1 & 2 4 & 5	NONE	ON 2 & 3 5 & 6	BLACK	1,2,3,4,5 & 6	YES				
58311-07	DPDT	ON 1 & 2 4 & 5	OFF	ON 2 & 3 5 & 6	BLACK	1,2,3,4,5 & 6	YES				
58311-06	DPST	OFF	NONE	ON 2 & 3 5 & 6	BLACK	2 & 3 5 & 6	YES				
58311-05	SPDT	ON 1&2	NONE	ON 2 & 3	BLACK	1,2 & 3	YES				
58311-04	SPDT	MOM. ON 1 & 2	OFF	MOM ON 2 & 3	BLACK	1,2 & 3	YES				
58311-03	SPDT	ON 1 & 2	OFF	ON 2 & 3	BLACK	1,2 & 3	YES				
58311-02	SPST	OFF	NONE	MOM ON 2 & 3	BLACK	2 & 3	YES				
58311-01	SPST	OFF	NONE	ON 2 & 3	BLACK	2 & 3	YES				
PT NO	TYPE OF SW	POS A	POS B	POS C	ROCKER COLOR	TERIMINAL LOCATION	SEALED	IMPRINT SYMBOL	IMPRINT LOCATION	IMPRINT COLOR	BUS/JUMPER
		ROCKER POSITION									

**Tolerances** Unless otherwise specifically noted, the following are default tolerances:  
 \* 2-place Decimal Dimensions +/- .02"  
 \* 3-place Decimal Dimensions +/- .005"  
 \* Angular Dimensions +/- 1.0 Deg.  
 \* Metric: Refer to equivalent English Dimension Tolerance  
 >>> NOTE: All tolerances are Non-Cumulative. <<<

**Dimensional Units** All dimensions are expressed in inches except those shown in brackets (xxx) are expressed in millimeters

"REF." or an Asterisk (\*) = Non-Toleranced Reference Dimension, shown for clarification purposes only.

Used On or Ref.: EX-28005      Scale: **1:1**


**PROPRIETARY INFORMATION** This Engineering Drawing, and the information contained herein, is proprietary to Cole Hersee Company and may not be disclosed, re-produced, or in any other way transferred or communicated to any other party without the express written consent of an authorized representative of Cole Hersee Company.


**DESIGN CONTROL** It is the responsibility of the individual using / referencing this drawing to assure that the noted design revision level agrees with the revision level of the Controlled Document (Master Drawing). This is a NON-CONTROLLED DOCUMENT unless otherwise specifically noted.


DO NOT SCALE - Dimensional variation may occur during printing / reproduction.

Drawn By: **G.A**      Date Drawn: **6/13/04**

**Key for Special Characteristics:**

 Critical Characteristic, relating to Safety and/or Regulatory Compliance

 Significant Characteristic relating to Process Control (SPC)

 Control Dimension relating to Form - Fit - Function as defined by Cole Hersee Company and/or the Customer

(Note that the identification of any Characteristics as being "Special" does not alter the requirement that ALL specified dimensions & tolerances must be met.)

Responsible Engineer: **G.A**      Pg. 2 of 3

**Cole Hersee Co.**  
 20 Old Colony Ave., South Boston, MA, 02127  
 Phn: 617-268-2100 Web: www.colehersee.com

**Description:**  
**ROCKER SWITCH**

Drawing / Part No.: **58311**      Current Rev. **SEE PAGE ONE**