
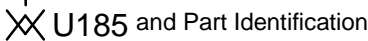



**Specification Status: Released**

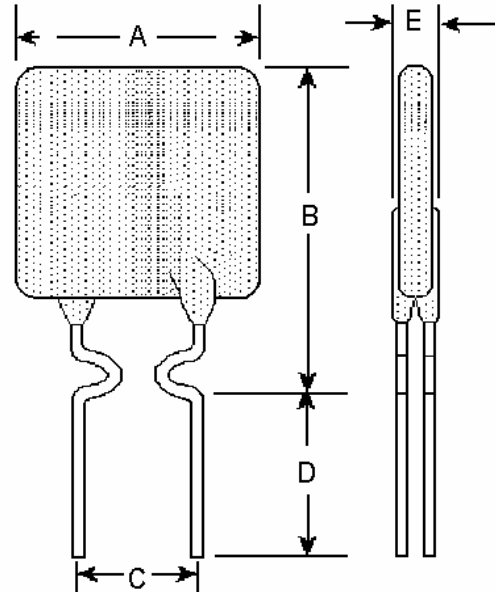
Maximum Electrical Rating at 20°C  
30 V<sub>DC</sub> /100 A<sub>DC</sub>  
30 V<sub>AC</sub> /70 A<sub>RMS</sub>

Insulating Material:  
Cured, Flame Retardant Epoxy Polymer  
meets UL94 V-0 Requirements

Lead Material:  
24 AWG Tin Plated Copper Clad Steel

Marking:  
 Manufacturer's Mark  
 XX U185 and Part Identification

 Lot Identification



**TABLE I. DIMENSIONS:**

|      | A   |        | B   |        | C      |        | D      |     | E   |        |
|------|-----|--------|-----|--------|--------|--------|--------|-----|-----|--------|
|      | MIN | MAX    | MIN | MAX    | MIN    | MAX    | MIN    | MAX | MIN | MAX    |
| mm:  | --  | 10.2   | --  | 15.7   | 4.3    | 5.8    | 7.6    | --  | --  | 3.0    |
| in*: | --  | (0.40) | --  | (0.62) | (0.17) | (0.23) | (0.30) | --  | --  | (0.12) |

\*Rounded off approximation

**TABLE II. PERFORMANCE RATINGS:**

| I HOLD | CURRENT RATINGS |                          | TIME TO TRIP               | RESISTANCE       |                  | ONE-HOUR POST-TRIP RESISTANCE STANDARD TRIP | TRIPPED POWER DISSIPATION |                   |
|--------|-----------------|--------------------------|----------------------------|------------------|------------------|---|---------------------------|-------------------|
|        | AMPS 20°C HOLD  | AMPS AT 20°C HOLD   TRIP | SECONDS AT 20°C, 9.25A MAX | OHMS AT 20°C MIN | OHMS AT 20°C MAX | OHMS AT 20°C MAX                            | WATTS AT 20°C NOMINAL     | WATTS AT 20°C MAX |
| 1.85   | 1.85            | 3.70                     | 8.7                        | 0.03             | 0.06             | 0.09  | 1.00                      | 1.41              |

Agency Recognitions: UL, CSA, TUV, CQC  
 Reference Documents: PS300  
 Precedence: This specification takes precedence over documents referenced herein.  
 Effectivity: Reference documents shall be the issue in effect on the date of invitation for bid.  
 CAUTION: Operation beyond the rated voltage or current may result in rupture, electrical arcing or flame.

**Materials Information**

**ROHS Compliant**

Directive 2002/95/EC  
Compliant

**ELV Compliant**

Directive 2000/53/EC  
Compliant

**Pb-Free**



**Halogen Free\***



\* Halogen Free refers to: Br≤900ppm, Cl≤900ppm, Br+Cl≤1500ppm.

Information furnished is believed to be accurate and reliable. However, users should independently evaluate the suitability of and test each product selected for their own applications. Littelfuse products are not designed for, and shall not be used for, any purpose (including, without limitation, military, aerospace, medical, lifesaving, life-sustaining or nuclear facility applications, devices intended for surgical implant into the body, or any other application in which the failure or lack of desired operation of the product may result in personal injury, death, or property damage) other than those expressly set forth in applicable Littelfuse product documentation. Warranties granted by Littelfuse shall be deemed void for products used for any purpose not expressly set forth in applicable Littelfuse documentation. Littelfuse shall not be liable for any claims or damages arising out of products used in applications not expressly intended by Littelfuse as set forth in applicable Littelfuse documentation. The sale and use of Littelfuse products is subject to Littelfuse Terms and Conditions of Sale, unless otherwise agreed by Littelfuse.