


25A MICRORELAYS



Description

General purpose MicroRelays fit many vehicles and applications. Smaller than regular relays, yet MicroRelays can accept a load of 25A at 12V DC. Standard terminal footprint for Form A (SPST), Form C changeover (SPDT). Sealed or unsealed.

Features and Benefits

Relays are rated based on a steady state resistive load. De-rate according to the type of load:

- Motor load: Inrush can be 5 to 10 x steady state current.
- Solenoid load: Inrush can be 10 to 20 x steady state current.
- Incandescent lamp load: Inrush can be 10 to 15 x steady state current

Specifications

Contact rating (Resistive load) at 20°C	12V DC: Normally Open 25A, Normally Closed 20A. 24V DC: Normally Open 15A, Normally Closed 10A.
Contact Arrangement:	Available as Form A (SPST), and Form C (SPDT).
Vibration Resistance:	10-40Hz double amplitude 1.27mm.
Pull-In Voltage:	7.8V maximum at 12V DC 15.6V at 24V DC.
Release Voltage:	1.2V minimum at 12V DC 2.4V at 24V DC.
Temperature Range:	-40°C to 85°C
Operational Life:	Electrical to 100,000 cycles. Mechanical to 10 million cycles.
Ingress Protection	IP67/IP69K
Contact Material:	Silver alloy
Dielectric Strength:	500V rms between coil and contact
Insulation Resistance:	100M minimum (500V DC)

Applications

- Lamp Control
- Horns
- Power Windows
- Fuel Pumps
- Fans
- Lift Gates

Web Resources

Download technical resources at:

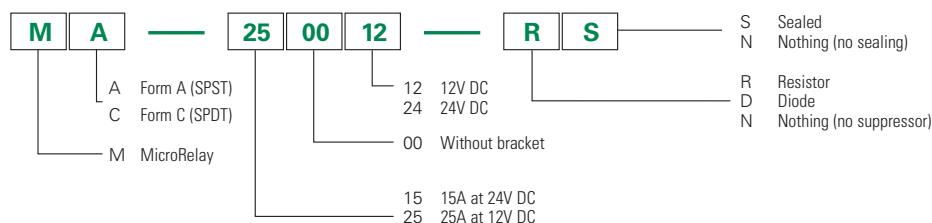
littelfuse.com/MicroRelays

25A MICRORELAYS

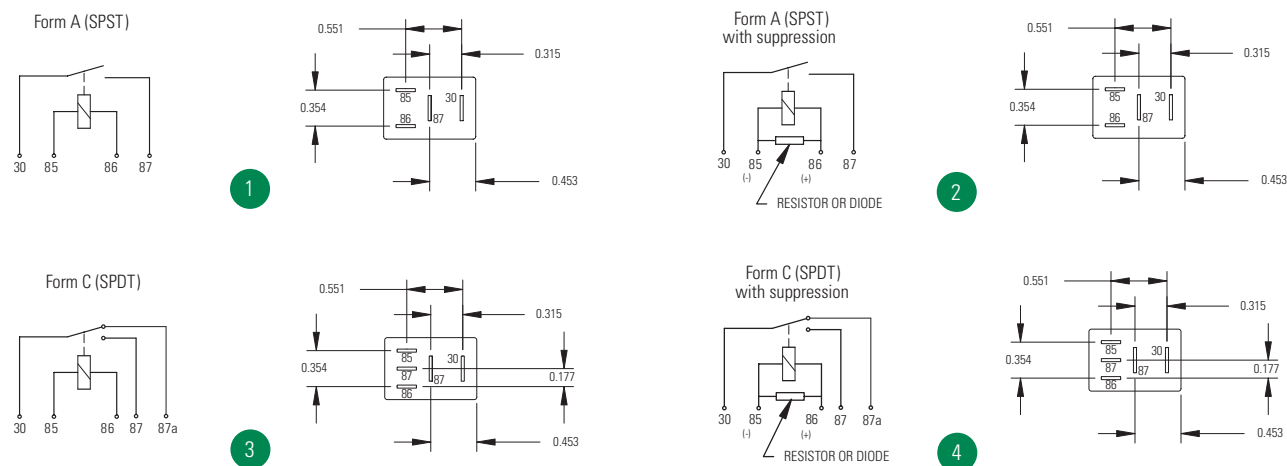
MicroRelay Stock Items

PART NUMBER	FORM	AMPERAGE	VOLTAGE	SUPPRESSOR	SEAL	DIAGRAM
MA-250012-RN	A: SPST	25	12	R: resistor	N: no seal	2
MA-250012-RS	A: SPST	25	12	R: resistor	S: sealed	2
MA-250012-DN	A: SPST	25	12	D: diode	N: no seal	2
MA-250012-NN	A: SPST	25	12	N: none	N: no seal	2
MA-150024-RN	A: SPST	15	24	R: resistor	N: no seal	2
MA-150024-RS	A: SPST	15	24	R: resistor	S: sealed	2
MA-150024-DN	A: SPST	15	24	D: diode	N: no seal	2
MA-150024-NN	A: SPST	15	24	N: none	N: no v	1
MC-250012-RN	C: SPDT	25	12	R: resistor	N: no seal	4
MC-250012-RS	C: SPDT	25	12	R: resistor	S: sealed	4
MC-250012-DN	C: SPDT	25	12	D: diode	N: no seal	4
MC-250012-NN	C: SPDT	25	12	N: none	N: no seal	3
MC-150024-RN	C: SPDT	15	24	R: resistor	N: no seal	4
MC-150024-RS	C: SPDT	15	24	R: resistor	S: sealed	4
MC-150024-DN	C: SPDT	15	24	D: diode	N: no seal	4
MC-150024-NN	C: SPDT	15	24	N: none	N: no seal	3

MicroRelay Part Number Structure



MicroRelay Schematics & Terminal Layouts



Visit Littelfuse.com for the most up-to-date product information. Littelfuse products are designed for specific applications and should not be used for any purpose (including, without limitation, automotive applications) not expressly set forth in applicable Littelfuse product documentation. Warranties granted by Littelfuse shall be deemed void for products used for any purpose not expressly set forth in applicable Littelfuse product documentation. Littelfuse shall not be liable for any claims or damages arising out of products used in applications not expressly intended by Littelfuse as set forth in applicable Littelfuse product documentation.