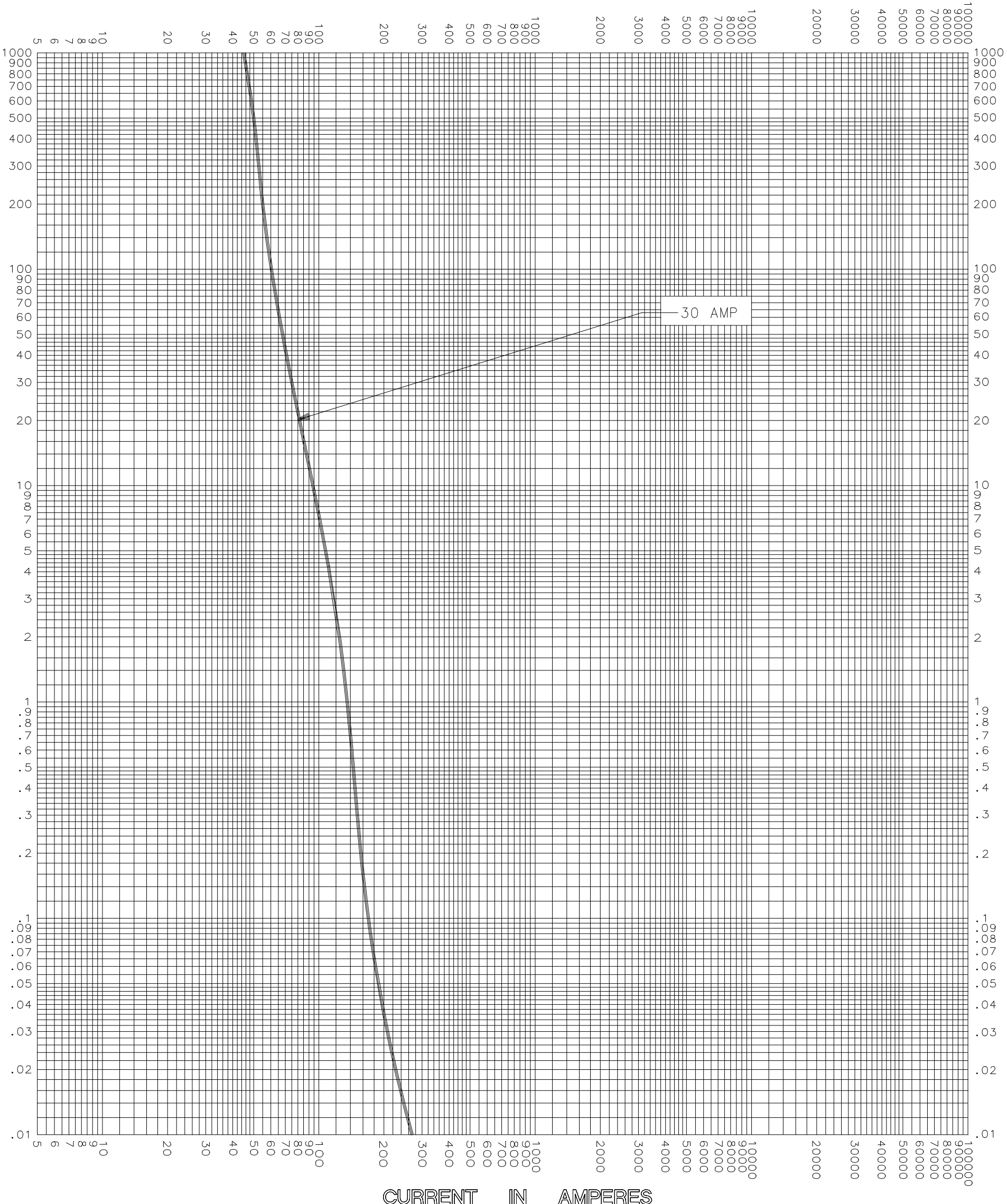


CURRENT IN AMPERES



CURRENT IN AMPERES

TEST VOLTAGE _____ TIME CONSTANT / POWER FACTOR _____	FUSE CATALOG NUMBER
BASIS FOR DATA _____	JLS (30A)




LITTELFUSE, INC.  
DES PLAINES, ILL. USA

DRAWN BY	LLL
DATE	05/02/05
CHECKED BY	MP

TIME CURRENT CHARACTERISTIC CURVES	DRAWING NO. A-FCC01-JLS-004
------------------------------------	-----------------------------

CURRENT IN AMPERES



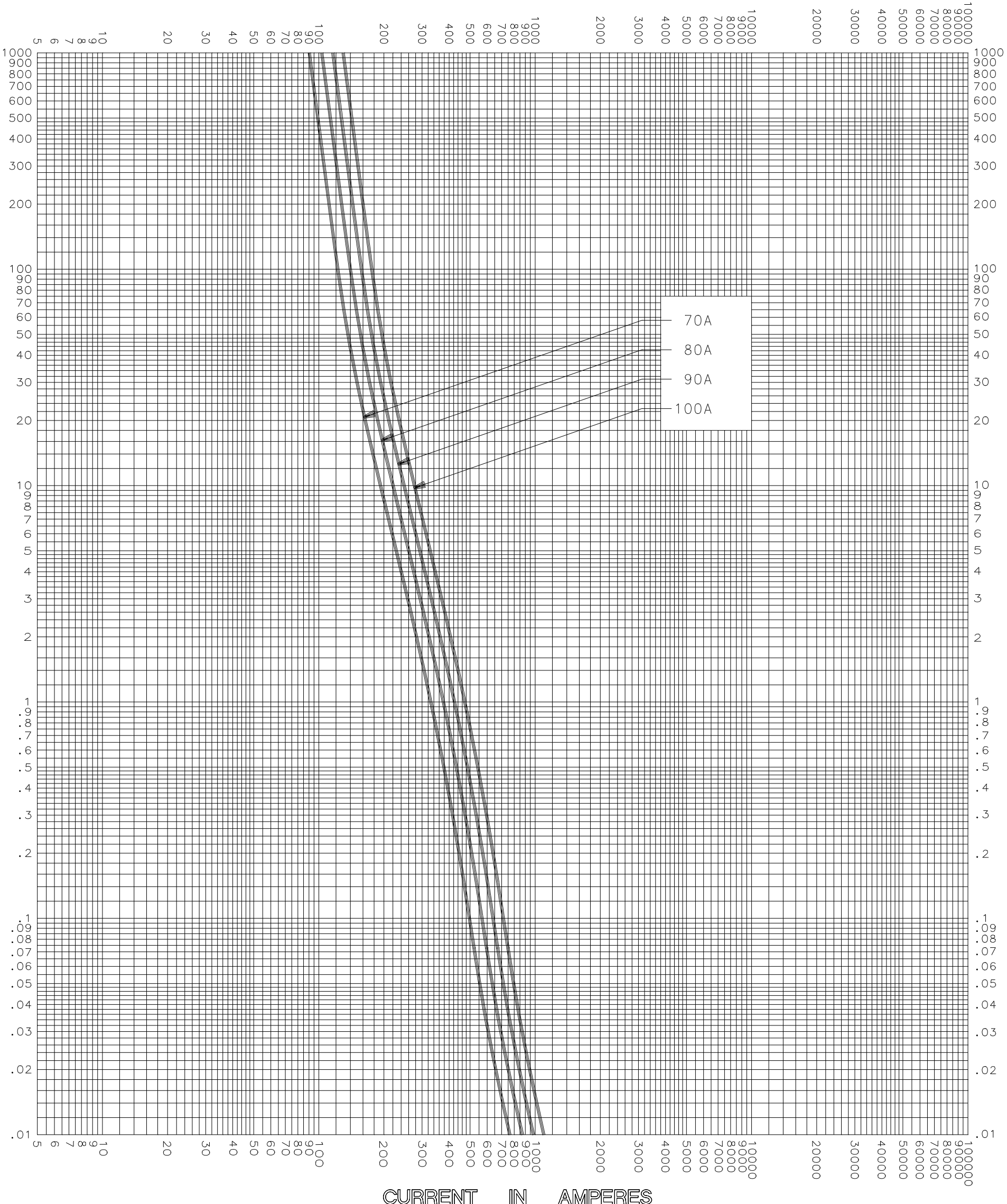
CURRENT IN AMPERES

TEST VOLTAGE _____	TIME CONSTANT / POWER FACTOR _____	FUSE CATALOG NUMBER JLS (35A - 60A)
BASIS FOR DATA _____		

 <b>LITTELFUSE, INC.</b> DES PLAINES, ILL. USA	DRAWN BY <u>LLL</u>
	DATE <u>05/02/05</u>
	CHECKED BY <u>MP</u>

<b>TIME CURRENT CHARACTERISTIC CURVES</b>	DRAWING NO. <u>A-FCC01-JLS-005</u>
---	------------------------------------

CURRENT IN AMPERES



CURRENT IN AMPERES

TEST VOLTAGE _____	TIME CONSTANT / POWER FACTOR _____	FUSE CATALOG NUMBER JLS (70A - 100A)
BASIS FOR DATA _____		




LITTELFUSE, INC.  
DES PLAINES, ILL. USA

DRAWN BY	LLL
DATE	05/02/05
CHECKED BY	MP

TIME CURRENT CHARACTERISTIC CURVES	DRAWING NO. A-FCC01-JLS-006
------------------------------------	-----------------------------


CURRENT IN AMPERES



CURRENT IN AMPERES

TEST VOLTAGE _____ TIME CONSTANT / POWER FACTOR _____ BASIS FOR DATA _____	FUSE CATALOG NUMBER JLS (110A - 200A)
<b>LITTELFUSE, INC.</b> DES PLAINES, ILL. USA	DRAWN BY <u>LLL</u> DATE <u>05/02/05</u> CHECKED BY <u>MP</u>
<b>TIME CURRENT CHARACTERISTIC CURVES</b>	DRAWING NO. <u>A-FCC01-JLS-007</u>

CURRENT IN AMPERES



CURRENT IN AMPERES

TEST VOLTAGE _____	TIME CONSTANT / POWER FACTOR _____	FUSE CATALOG NUMBER JLS (225A - 400A)
BASIS FOR DATA _____		



LITTELFUSE, INC.  
DES PLAINES, ILL. USA

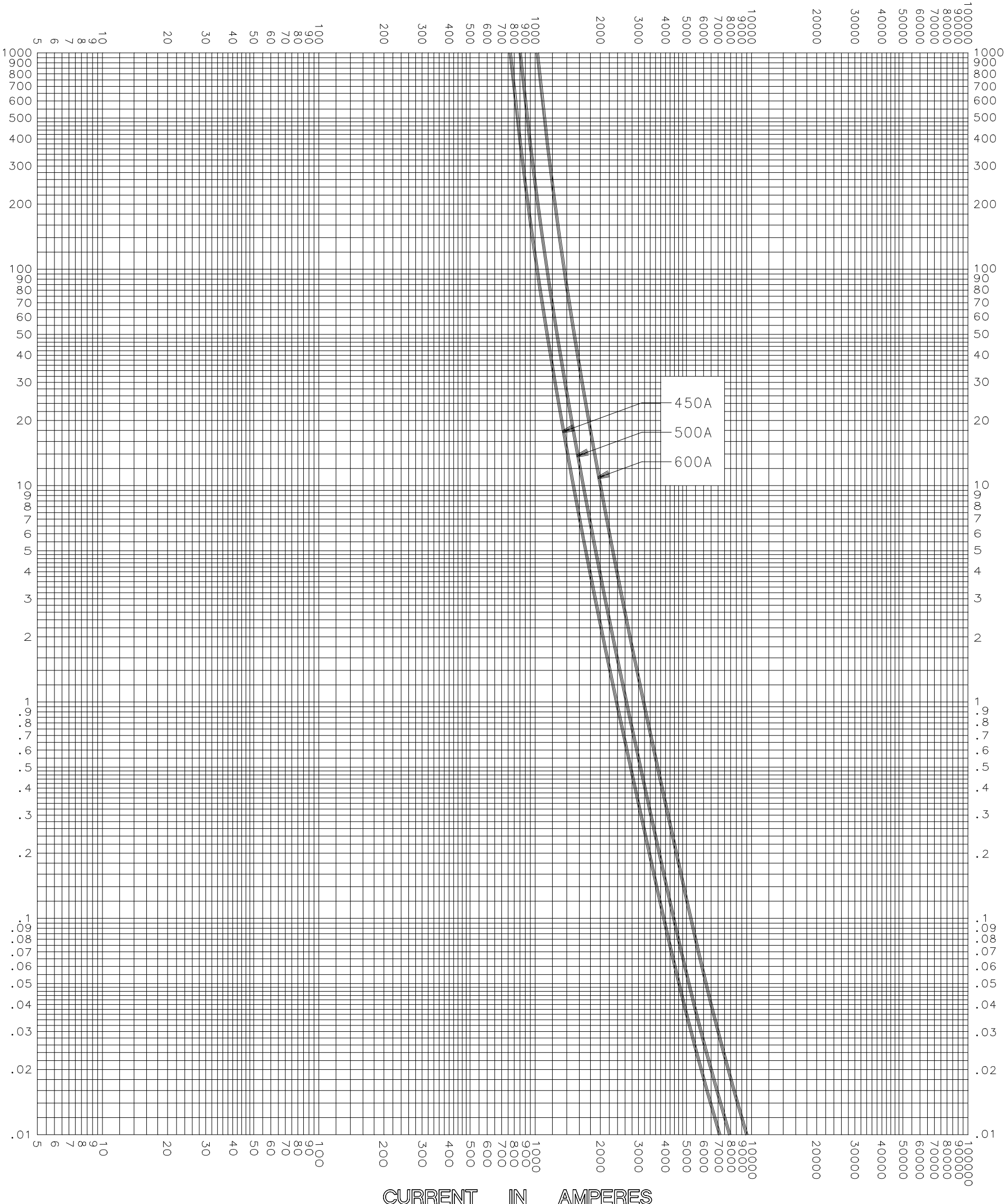
DRAWN BY	LLL
DATE	05/02/05
CHECKED BY	MP
DRAWING NO.	A-FCC0108

TIME CURRENT CHARACTERISTIC CURVES

-THIS DATA GENERATED ON CAD-

UNCONTROLLED DOCUMENT

CURRENT IN AMPERES



CURRENT IN AMPERES

TEST VOLTAGE _____	TIME CONSTANT / POWER FACTOR _____	FUSE CATALOG NUMBER JLS (450A - 600A)
BASIS FOR DATA _____		

 <p>LITTELFUSE, INC. DES PLAINES, ILL. USA</p>	DRAWN BY <u>LLL</u>
	DATE <u>05/02/05</u>
	CHECKED BY <u>MP</u>

TIME CURRENT CHARACTERISTIC CURVES	DRAWING NO. <u>A-FCC01-JLS-009</u>
------------------------------------	------------------------------------