

High Current Cartridge Fuse Clips

124 Series > For For 10x38mm & 3AG/3AB Fuses



Product Characteristics

Compatible Fuse Size	10x38mm Fuses		3AB/3AG Fuses	
	Fuse Clip	Current Level	Fuse Clip	Current Level
	124 040	63 Amperes Max.	124 060	40 Amperes Max.
	124 041	63 Amperes Max.	124 061	40 Amperes Max.

Note
*Fuse clips were developed for High current fuses (606/688 Series). Fuse clips also can be used according to size described, for 10x38mm & 3AG/3AB diameter fuses.

Features & Benefits

- RoHS compliant and Lead-free
- Designed for high-current applications, up to 63 Amp
- Higher current ratings attained using high performance Cu alloy
- Tin-plated leads for easy soldering process
- UL Recognized to UL 4248-1 and CSA 4248.1
- Designed for applications with PC boards, also suitable for rivet installation
- Compatible to varieties of applications using cartridge fuses

Agency Approvals

Agency	Agency File Number
	E14721

Additional Information



Resources



Accessories



Samples

Ordering Information

Part Number	Catalog No.	Clip Material	Plating	Style	Packaging
Rivet/SMT Clip					
01240040H	124040	Cu Alloy	Tin Plated with Nickel Undercoat	Ear	Bulk (100 pieces)
01240060H	124060	Cu Alloy	Tin Plated with Nickel Undercoat	Ear	Bulk (100 pieces)
THT Clip					
01240041H	124041	Cu Alloy	Tin Plated with Nickel Undercoat	Ear	Bulk (100 pieces)
01240061H	124061	Cu Alloy	Tin Plated with Nickel Undercoat	Ear	Bulk (100 pieces)

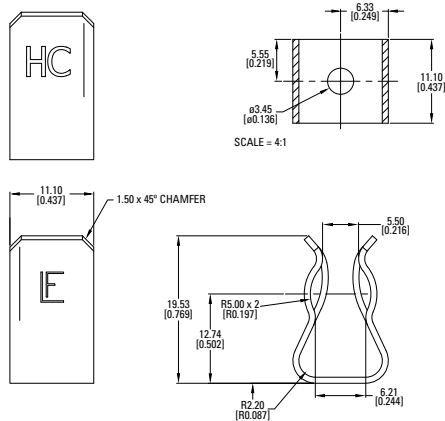
Note
*H" = std. package 100 pcs per pack

High Current Cartridge Fuse Clips

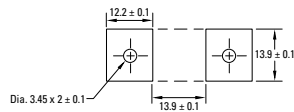
124 Series > For For 10x38mm & 3AG/3AB Fuses

Product Dimensions (in mm)

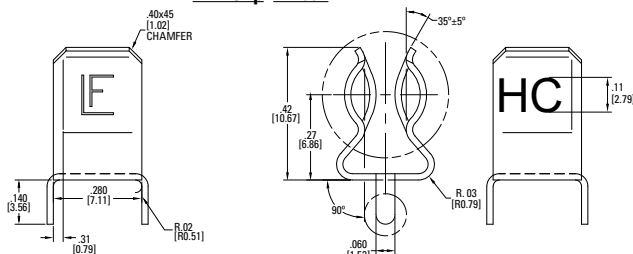
SMT/Panel Mount Clip-124040



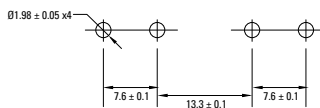
Mounting Details



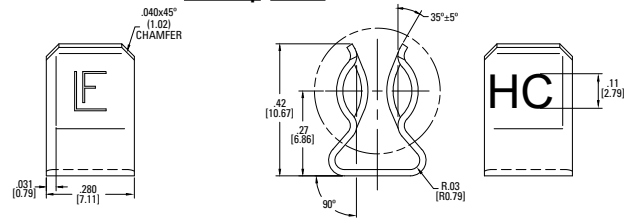
THT Clip-124061



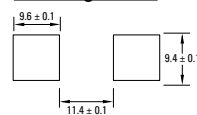
Mounting Details



SMT Clip-124060



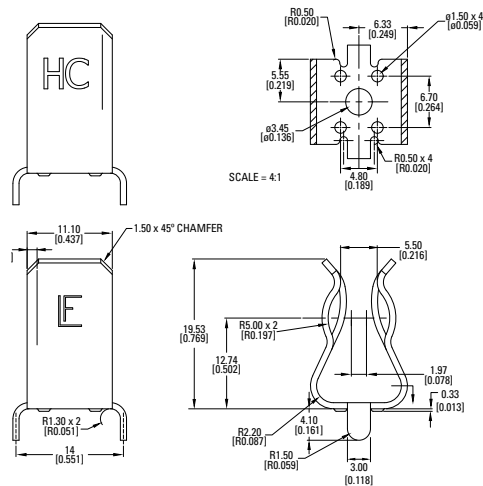
Mounting Details



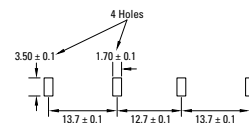
Note

* Contact Littelfuse for different path layout if the fuse sizes are different than 606 or 688.

THT Clip-124041



Mounting Details

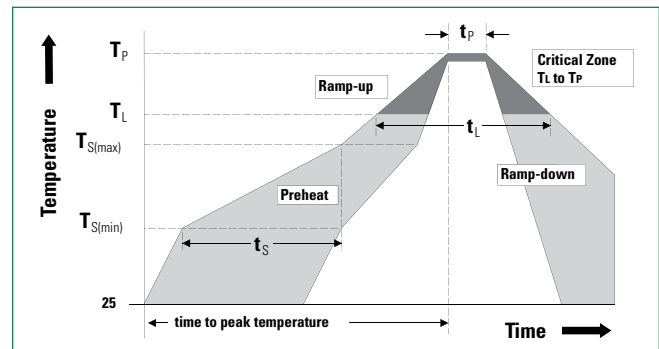


Soldering Parameters—Wave Soldering

Wave Parameter	Lead-Free Recommendation
Preheat: (Depends on Flex Activation Temperature)	(Typical Industry Recommendation)
Temperature Minimum	100 °C
Temperature Maximum	150 °C
Preheat Time	60–180 seconds
Solder Pot Temperature	260 °C Maximum
Solder Dwell Time	2–5 seconds

Recommended Hand-Solder Parameters:

Solder Iron Temperature: 350 °C +/- 5 °C
Heating Time: 5 seconds max.



Disclaimer Notice - Information furnished is believed to be accurate and reliable. However, users should independently evaluate the suitability of and test each product selected for their own applications. Littelfuse products are not designed for, and may not be used in, all applications. Read complete Disclaimer Notice at <http://www.littelfuse.com/disclaimer-electronics>.