

2206 Series, Lead-Free 2AG, Fast-Acting Fuse



**Description**

The 2AG Fast-Acting Axial Leaded Fuses provide the same performance characteristics as their 3AG counterpart while occupying one-third the space.

**Features**

- Recognized to UL/CSA/ NMX 248-1 and UL/CSA/ NMX 248-14
- Available in axial lead form and with various lead forming dimensions
- Fuses are boardwashable in most solvents with thermoplastic sleeve
- RoHS compliant and lead-free

**Agency Approvals**

Agency	Agency File Number	Ampere Range
	E10480	0.75A - 3A
	29862	0.75A - 3A
	N/A	0.75A - 3A

**Applications**

Used as supplementary protection in appliance or utilization equipment to provide individual protection for components or internal circuits.

**Additional Information**



Datasheet



Resources



Samples

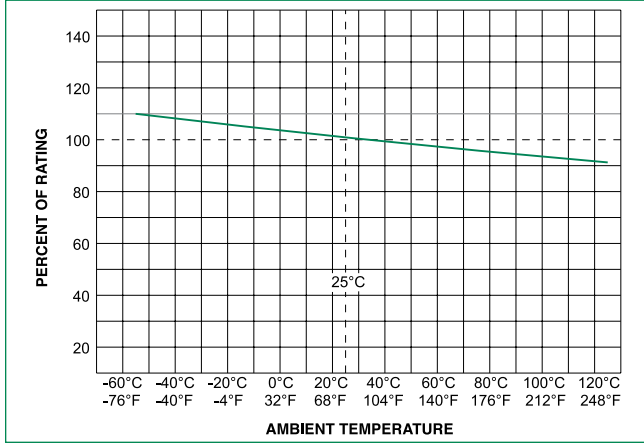
**Electrical Characteristics for Series**

% of Ampere Rating	Opening Time
100%	4 hours, Minimum
135%	1 hour, Maximum
200%	1 second, Maximum

**Electrical Characteristic Specifications by Item**

Ampere Rating (A)	Amp Code	Max Voltage Rating (V)	Interrupting Rating	Nominal Cold Resistance (Ohms)	Nominal Melting I <sup>2</sup> t (A <sup>2</sup> sec)	Nom Voltage Drop (mV)	Nom Power Dissipation (W)	Agency Approvals		
0.75	.750	300	100A@300Vac 10KA@125Vac	0.1520	1.05	N/A	N/A	x	x	x
1	001.	300		0.1027	2.22	N/A	N/A	x	x	x
2	002.	300		0.0497	1.50	N/A	N/A	x	x	x
3	003.	300		0.0317	4.62	N/A	N/A	x	x	x

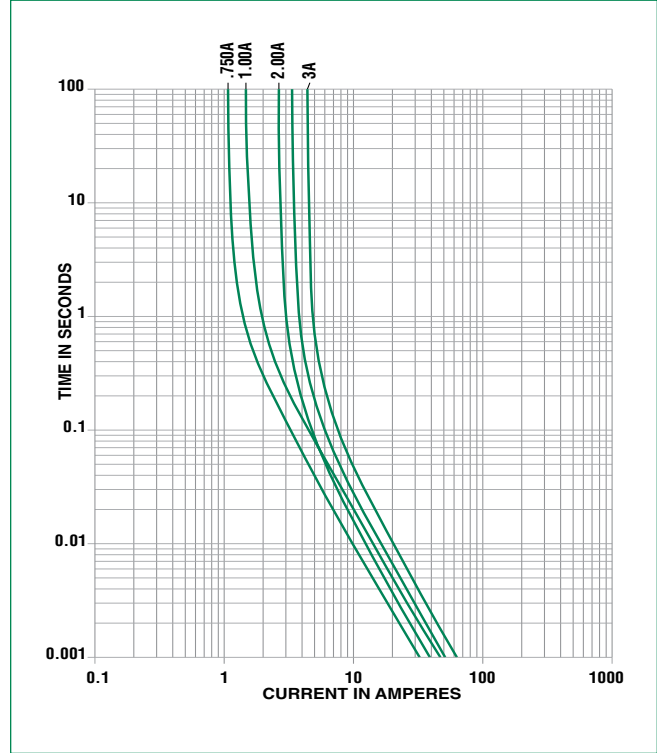
**Temperature Derating Curve**



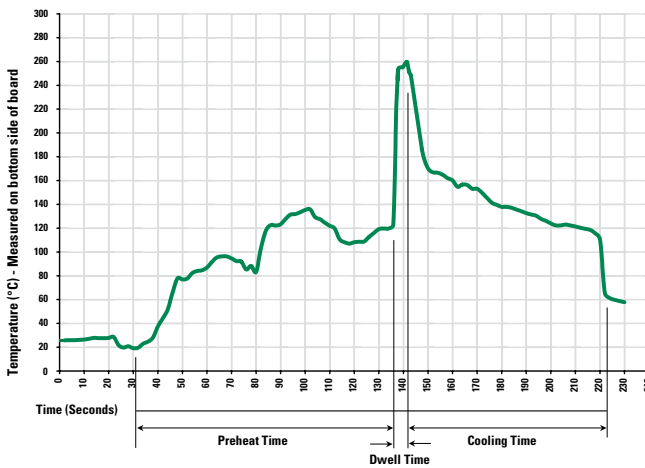
**Note:**

1. Derating depicted in this curve is in addition to the standard derating of 25% for continuous operation.

**Average Time Current Curves**



**Soldering Parameters - Wave Soldering**



**Recommended Process Parameters:**

Wave Parameter	Lead-Free Recommendation
Preheat: (Depends on Flux Activation Temperature)	(Typical Industry Recommendation)
Temperature Minimum:	100° C
Temperature Maximum:	150° C
Preheat Time:	60-180 seconds
Solder Pot Temperature:	260° C Max
Solder Dwell Time:	2-5 seconds

**Recommended Hand-Solder Parameters:**

- Solder Iron Temperature: 350° C +/- 5° C
- Heating Time: 5 seconds max.

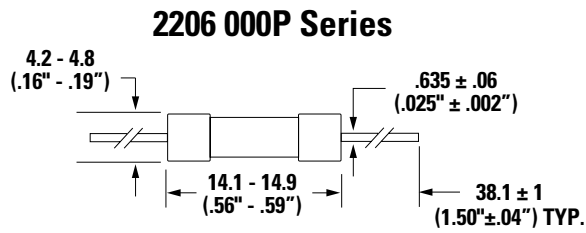
**Note:** These devices are not recommended for IR or Convection Reflow process.

**Product Characteristics**

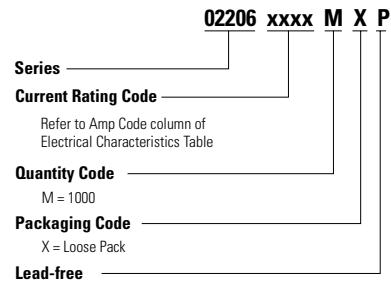
<b>Materials</b>	Body: Glass Cap : Nickel-plated brass Leads: Tin-plated Copper
<b>Terminal Strength</b>	MIL-STD-202, Method 211, Test Condition A
<b>Solderability</b>	MIL-STD-202 Method 208
<b>Product Marking</b>	Cap1 : Brand logo, current and voltage ratings Cap2 : Series and agency approval marks

<b>Operating Temperature</b>	-55°C to +125°C
<b>Thermal Shock</b>	MIL-STD-202, Method 107, Test Condition B (5 Cycles -65°C to +125°C).
<b>Vibration</b>	MIL-STD-202, Method 201
<b>Humidity</b>	MIL-STD-202, Method 103, Test Condition A: High RH (95%) and Elevated Temp (40°C) for 240 hours
<b>Salt Spray</b>	MIL-STD-202, Method 101, Test Condition B

**Dimensions**



**Part Numbering System**



**Packaging**

Packaging Option	Packaging Specification	Quantity	Quantity & Packaging Code	Reel Size
Bulk	N/A	100	HX	N/A
Bulk	N/A	1000	MX	N/A