

## Lead Form Dimensions

The TO-218, TO-220AB, and TO-92 package configurations, because of their unique design, can be mounted in a variety of methods, depending upon heat sink requirements and circuit packaging methods. Any of the derived types shown in this section are available as standard parts direct from the factory. Custom package variations are available. Consult the factory for more information.

To designate lead form options, simply indicate the type number at the end of the Teccor standard part number.

Example: Q4008L465 (Signifies Type 65)

See "Description of Part Numbers" in the Product Selection Guide of this catalog for a complete description of Teccor part numbers.

### Lead Bending Specifications

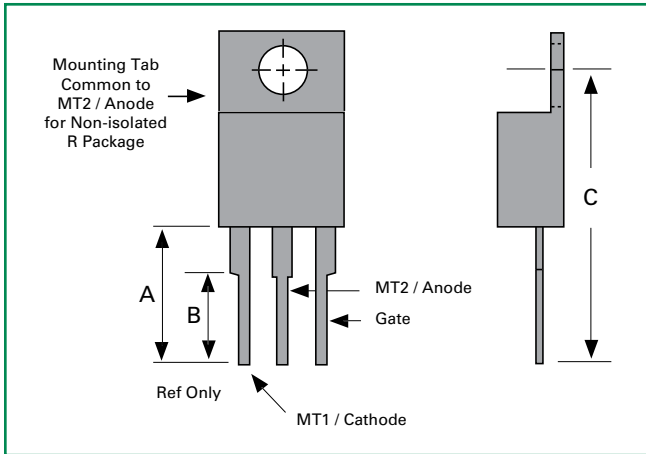
Leads may be bent easily and may be bent to any desired angle, provided that the bend is made at a minimum 0.063" (0.1 for TO-218) away from the package body with a minimum radius of 0.032". DO-15 device leads may be bent with a minimum radius of 0.050"; and DO-35 device leads may be bent with a minimum radius of 0.028". Leads should be held firmly between the package body and the bend, so that strain on the leads is not transmitted to the package body.

When bending leads in the plane of the leads (spreading), bend only the narrow part.

Sharp angle bends should be done only once, as repetitive bending will fatigue and break the leads.

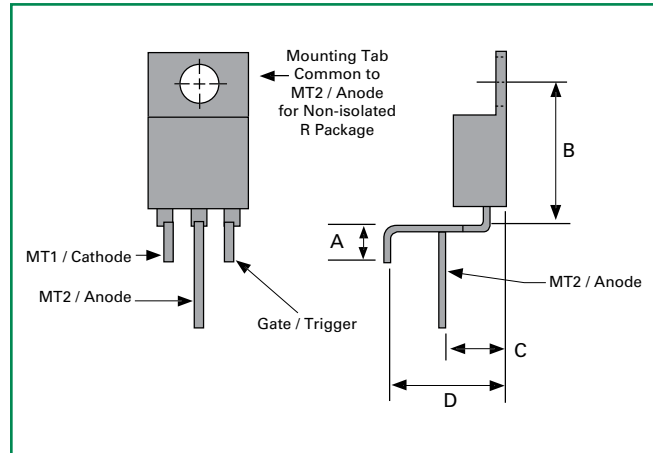
**TO-220 Type 51 — R or L Package**

Replaces RCA 6249



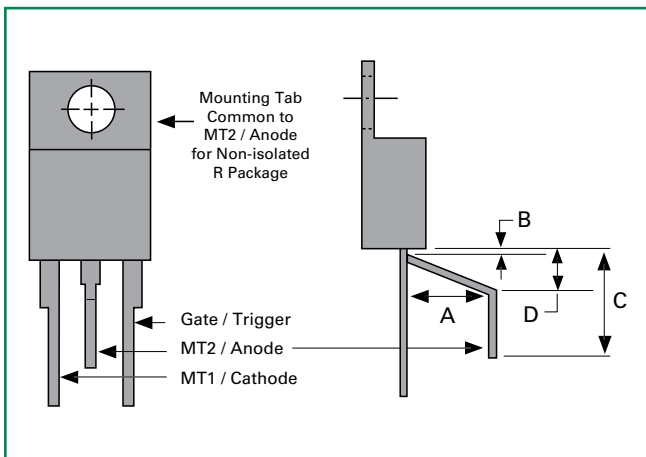
Dimension	Inches		Millimeters	
	Min	Max	Min	Max
A	0.320	0.340	8.13	8.64
B	0.190		4.83	
C	0.795	0.850	20.19	21.59

**TO-220 Type 53 — R or L Package**



Dimension	Inches		Millimeters	
	Min	Max	Min	Max
A	0.175		4.45	
B	0.542	0.582	13.77	14.78
C	0.167	0.207	4.24	5.26
D	0.355	0.395	9.02	10.03

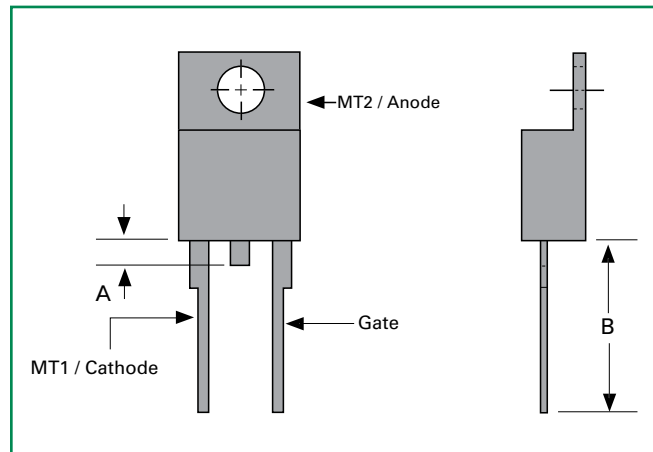
**TO-220 Type 52 — R or L Package**



Dimension	Inches		Millimeters	
	Min	Max	Min	Max
A	0.169	0.189	4.29	4.80
B	0.040	0.060	1.02	1.52
C	0.250		6.35	
D	0.110	0.170	2.79	4.32

**TO-220 Type 54 — R Package**

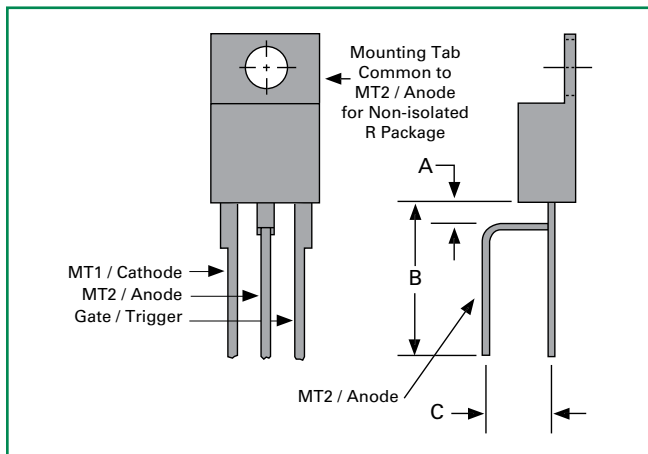
Replaces Motorola Form 4, G.E. Type 4, RCA 6206



Dimension	Inches		Millimeters	
	Min	Max	Min	Max
A	0.040	0.070	1.02	1.78
B	0.500		12.70	

**TO-220 Type 55 — R or L Package**

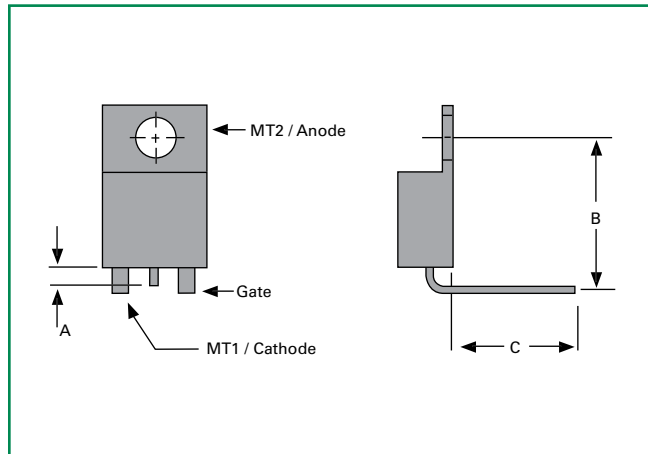
Replaces G.E. Type 5



Dimension	Inches		Millimeters	
	Min	Max	Min	Max
A	0.065	0.095	1.65	2.41
B	0.353	0.433	8.97	11.00
C	0.115	0.130	2.92	3.30

**TO-220 Type 57 — R Package**

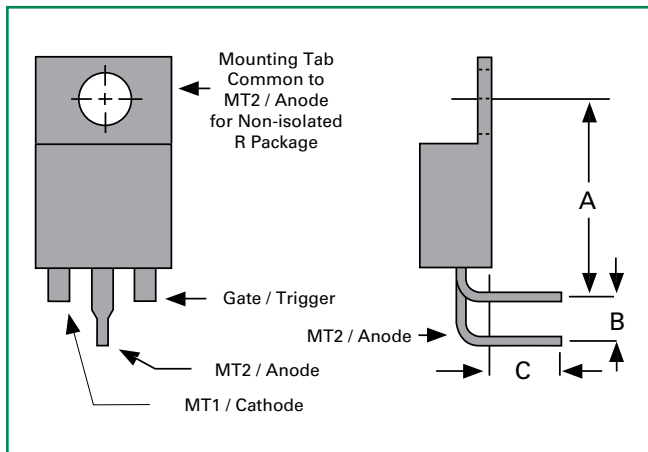
Similar to TO-66, Gate-Cathode Reversed



Dimension	Inches		Millimeters	
	Min	Max	Min	Max
A	0.040	0.070	1.02	1.78
B	0.570	0.590	14.48	14.99
C	0.340	0.422	8.64	10.72

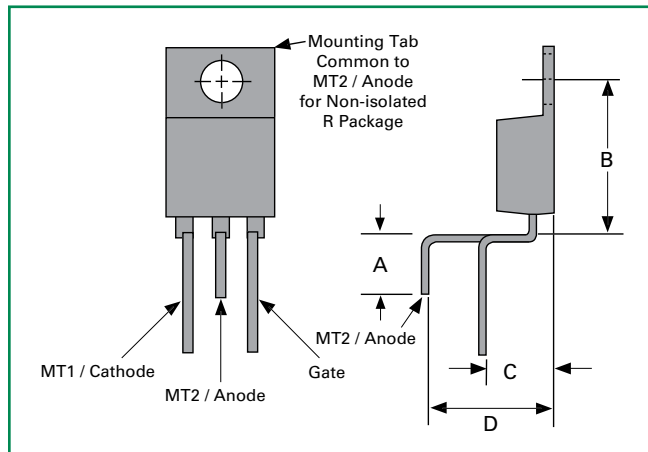
**TO-220 Type 56 — R or L Package**

Replaces G.E. Type 6, Motorola Lead Form 3, RCA 6221



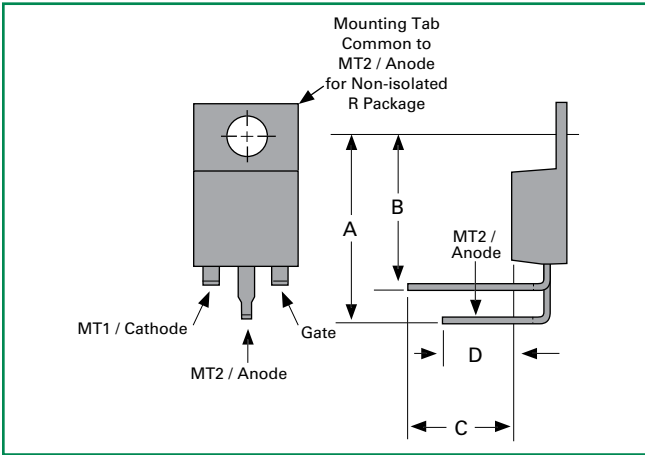
Dimension	Inches		Millimeters	
	Min	Max	Min	Max
A	0.570	0.590	14.48	14.99
B	0.120	0.130	3.05	3.30
C	0.172	0.202	4.37	5.13

**TO-220 Type 58 — R or L Package**



Dimension	Inches		Millimeters	
	Min	Max	Min	Max
A	0.175		4.45	
B	0.542	0.582	13.77	14.78
C	0.167	0.207	4.24	5.26
D	0.355	0.395	9.02	10.03

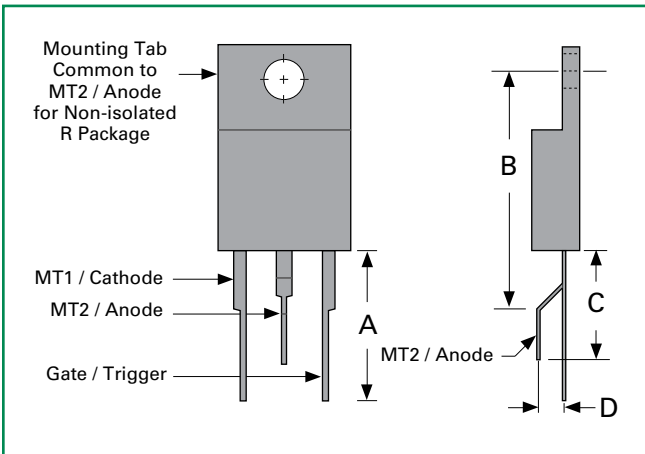
**TO-220 Type 59 — R or L Package**



Dimension	Inches		Millimeters	
	Min	Max	Min	Max
A	0.685	0.725	17.40	18.42
B	0.558	0.598	14.17	15.19
C	0.375		9.53	
D	0.250		6.35	

**TO-220 Type 65 — R or L Package**

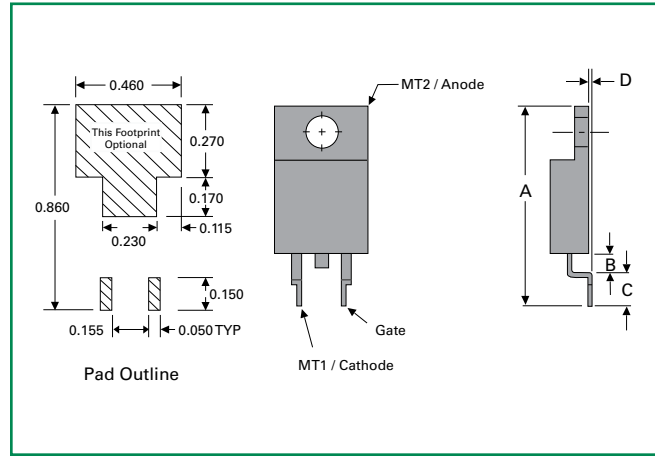
Replaces RCA 6210



Dimension	Inches		Millimeters	
	Min	Max	Min	Max
A	0.500	0.562	12.70	14.27
B	0.580	0.620	14.73	15.75
C	0.300		7.62	
D	0.080	0.120	2.03	3.05

**TO-220 Type 67 — R Package**

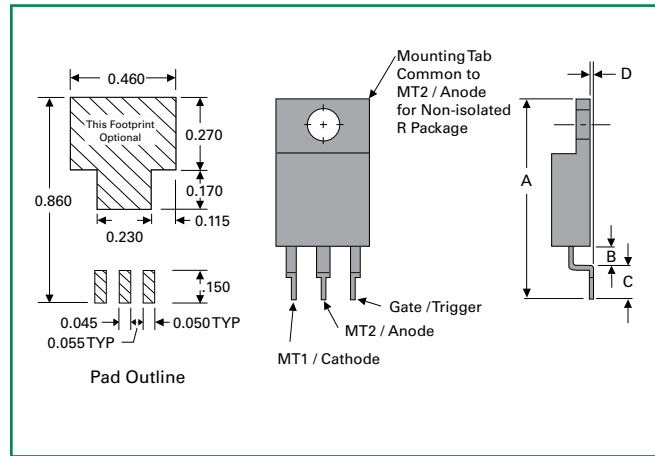
Surface Mount



Dimension	Inches		Millimeters	
	Min	Max	Min	Max
A	0.780	0.850	19.05	21.59
B	0.080	0.100	2.03	2.54
C	0.110	0.130	2.79	3.30
D		0.013		0.33

**TO-220 Type 68 — R or L Package**

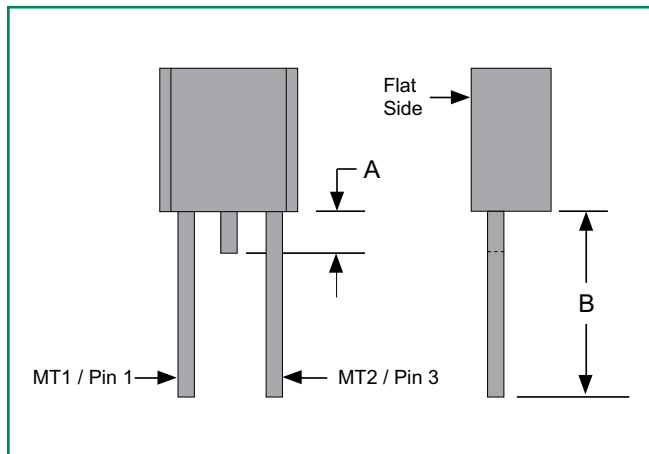
Surface Mount



Dimension	Inches		Millimeters	
	Min	Max	Min	Max
A	0.780	0.850	19.05	21.59
B	0.080	0.100	2.03	2.54
C	0.110	0.130	2.79	3.30
D		0.013		0.33

**TO-92 Type 70 — E Package**

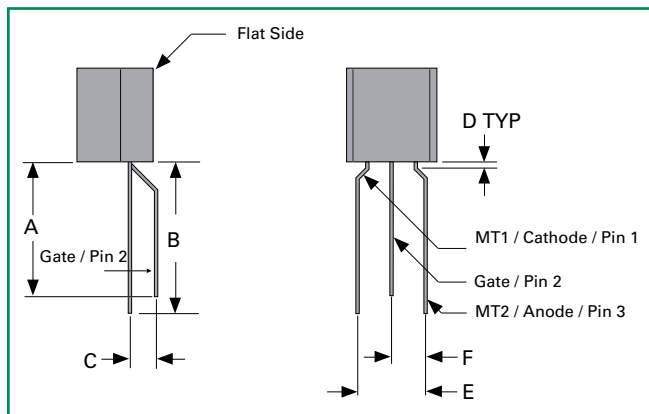
SIDAC Only



Dimension	Inches		Millimeters	
	Min	Max	Min	Max
A		0.060		1.52
B	0.50		12.7	

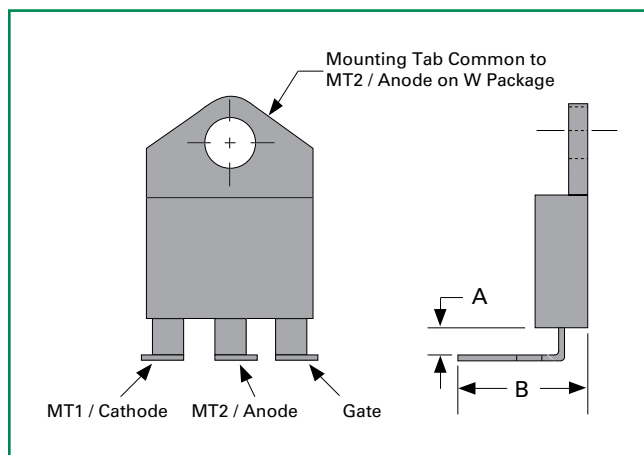
**TO-92 Type 75 — E Package**

Replaces TO-5 Pinout



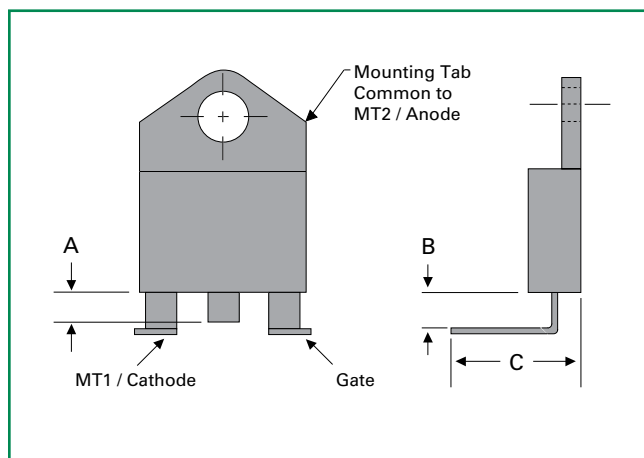
Dimension	Inches		Millimeters	
	Min	Max	Min	Max
A	0.400		10.16	
B	0.500		12.70	
C	0.080	0.120	2.03	3.05
D	0.045	0.085	1.14	2.16
E	0.180	0.220	4.57	5.59
F	0.080	0.120	2.03	3.05

**TO-218 Type 81 — K, M, J, or W Packages**



Dimension	Inches		Millimeters	
	Min	Max	Min	Max
A	0.080	0.120	2.03	3.05
B	0.580	0.640	14.73	16.26

**TO-218 Type 82 — M and W Packages**



Dimension	Inches		Millimeters	
	Min	Max	Min	Max
A		0.095		2.41
B	0.080	0.120	2.03	3.05
C	0.580	0.640	14.73	16.26