

# Voltage Monitoring Relays

## 201A Series

### 3-Phase Voltage/Phase Monitor



### Description

The 201A series is a three-phase, auto-ranging, dual-range voltage monitor that protects 190–480 V ac, 50\*/60 Hz motors regardless of their size. This monitor provides a user-selectable nominal voltage setpoint and will automatically select between the 200 V and 400 V range. It includes advanced, single LED diagnostics where color and light patterns distinguish between faults and normal conditions. This unique microcontroller-based voltage and phase-sensing unit constantly monitors the three-phase voltages to detect harmful power line conditions. When a harmful condition is detected, the output relay is deactivated after a specified trip delay. The output relay reactivates after power line conditions return to acceptable levels for a specified restart delay time.

\*Note: 50 Hz will increase all delay times by 20%.

### Features & Benefits

FEATURES	BENEFITS
<b>Proprietary microcontroller-based circuitry</b>	Constant monitoring of single-phase, low-voltage, voltage unbalance, phase reversal, power line conditions – high-voltage monitoring is optional
<b>Auto-sensing wide voltage range</b>	Automatically senses system voltage between 190–480 V ac. Saves setup time
<b>Advanced LED diagnostics</b>	LED indications include: normal operation, power-up restart delay, reverse-phase trip, unbalance/single-phase trip, high/low voltage trip
<b>Compact design for 8-pin; DIN-rail or surface mount</b>	Allows flexibility in panel installation

### Applications

- Fan motors
- Air conditioners
- Compressors
- Heat, well, and sump pumps
- Small conveyer motors

# Voltage Monitoring Relays

## 201A Series

### Specifications

<b>Frequency</b>	50/60 Hz
<b>Functional Characteristics</b>	
<b>Low Voltage (% of setpoint)</b>	
Trip	90% ±1%
Reset	93% ±1%
<b>Voltage Unbalance (NEMA)</b>	
Trip	6%
Reset	4.5%
<b>Optional High Voltage (% of setpoint)</b>	
Trip	110% ±1%
Reset	107% ±1%
<b>Trip Delay Time</b>	
High/Low Voltage Fault	4 seconds
Unbalance & Phasing Faults	2 seconds
<b>Restart Delay Time</b>	
After a Fault	2 seconds
After a Complete Power Loss	2 seconds
<b>Output Characteristics</b>	
<b>Output Contact Rating (SPDT)</b>	
Pilot Duty	480 VA @ 240 V ac
General Purpose	10 A @ 240 V ac
<b>General Characteristics</b>	
<b>Temperature Range</b>	-20° to 70 °C (-4° to 158 °F)
<b>Trip &amp; Reset Accuracy</b>	±1%
<b>Maximum Input Power</b>	5 W
<b>Relative Humidity</b>	10–95%, non-condensing per IEC 68-2-3
<b>Terminal Torque</b>	12 in.-lbs. (for OT08-PC socket)
<b>Wire Gauge</b>	12–22 AWG solid or stranded
<b>Transient Protection (Internal)</b>	2500 V for 10 ms
<b>Standards Passed</b>	
<b>Electrostatic Discharge (ESD)</b>	IEC 61000-4-2, Level 3, 6 kV contact, 8 kV air
<b>Radio Frequency Immunity (RFI), Radiated</b>	150 MHz, 10 V/m
<b>Fast Transient Burst</b>	IEC 61000-4-4, Level 3, 3.5 kV input power & controls
<b>Surge</b>	
<b>Immunity</b>	IEC IEC 61000-4-5, Level 3, 4 kV line-to-line; Level 4, 4 kV line-to-ground
<b>ANSI/IEEE</b>	C62.41 Surge and Ring Wave Compliance to a level of 6 kV line-to-line
<b>Hi-potential Test</b>	Meets UL508 (2 x rated V + 1000V for 1 min.)
<b>Dimensions</b>	<b>H</b> 44.45 mm (1.75"); <b>W</b> 60.33 mm (2.38"); <b>D</b> (with socket) 104.78 mm (4.13")
<b>Weight</b>	0.7 lbs. (11.2 oz., 317.51 g)
<b>Mounting</b>	Method DIN-rail or surface mount (plug in to OT08PC socket)
<b>Socket Available</b>	Model OT08PC (UL Rating 600 V)

The 600 V socket can be surface mounted or installed on DIN Rail.

Note: Manufacturer's recommended screw terminal torque for the OT Series Octal Sockets is 12 in.-lbs.

Must use Model OT08PC socket for UL Rating!

### Certification & Compliance

UL

UL 508 (File #E68520)

# Voltage Monitoring Relays

## 201A Series

### Accessories

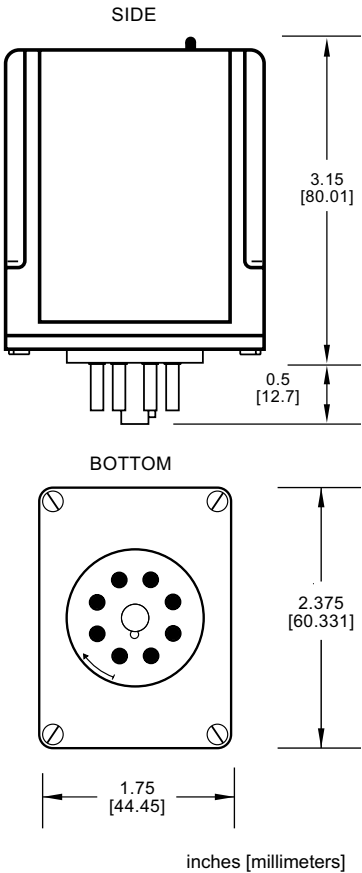
#### OT08PC Octal 8-pin Socket

8-pin 35 mm DIN-rail or surface mount. Rated at 10 A @ 600 V ac. Surface mounted with two #6 screws or snaps onto a 35 mm DIN-rail.

### Ordering Information

MODEL	LINE VOLTAGE	DESCRIPTION
201A	190–480 V ac	DIN-rail or surface mountable
201A-9	190–480 V ac	Includes high voltage detection. DIN-rail or surface mountable

### Dimensions Inches (mm)

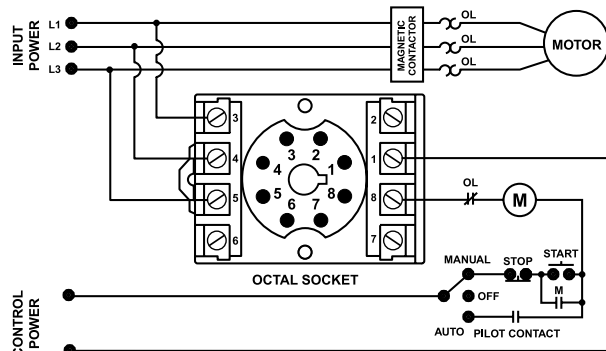


# Voltage Monitoring Relays

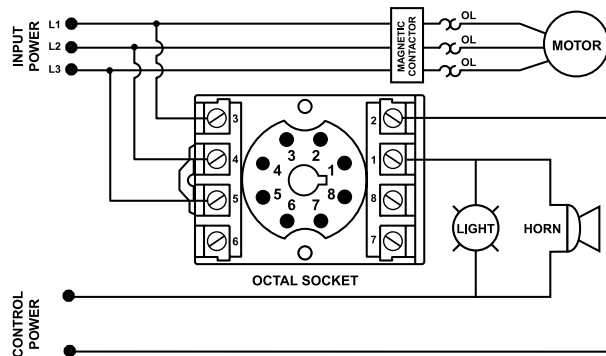
## 201A Series

### Wiring Diagram

201A WITH MOTOR CONTROL



201A WITH ALARM CONTROL



**Disclaimer Notice** – Information furnished is believed to be accurate and reliable. However, users should independently evaluate the suitability of and test each product selected for their own applications. Littelfuse products are not designed for, and may not be used in, all applications. Read complete Disclaimer Notice at [www.littelfuse.com/product-disclaimer](http://www.littelfuse.com/product-disclaimer).